

XCSM4116L1

safety limit switch XCSM - metal - rotary lever -
2 NC + 2 NO - cable 1 m



Main

Range of product	Preventa Safety detection
Product or component type	Safety limit switch
Component name	XCSM
Design	Miniature
Material	Metal
Head type	Rotary head
Protection technology	Plastic protective cover, secured by 5-lobe socket head safety screw
Type of approach	Lateral approach
Type of operator	Steel roller lever
Contacts type and composition	1 NC + 1 NC + 1 NO + 1 NO
Contact operation	Snap action

Complementary

Electrical connection	Pre-cabled
Cable length	1 m
Cable composition	9 x 0.34 mm ²
Switch actuation	By 30° cam
Fixing mode	By the body
Number of poles	4
Positive opening	With NC contact
Mechanical durability	10000000 cycles
Minimum torque for tripping	0.5 N.m
Positive opening minimum torque	0.1 N.m
Minimum actuation speed	0.01 m/min
Maximum actuation speed	1.5 m/s
Contact code designation	B300, AC-15 (Ue = 240 V, Ie = 1.5 A) conforming to EN 60947-5-1 B300, AC-15 (Ue = 240 V, Ie = 1.5 A) conforming to EN/IEC 60947-5-1 appendix A R300, DC-13 (Ue = 250 V, Ie = 0.1 A) conforming to EN 60947-5-1 R300, DC-13 (Ue = 250 V, Ie = 0.1 A) conforming to EN/IEC 60947-5-1 appendix A
[Ui] rated insulation voltage	300 V conforming to UL 508 400 V (pollution degree 3) conforming to IEC 60947-5-1 300 V conforming to CSA C22.2 No 14
[Uimp] rated impulse withstand voltage	IEC 60664 4 kV IEC 60947-1 4 kV
Maximum resistance across terminals	25 MOhm conforming to IEC 60255-7 category 3
Short-circuit protection	6 A cartridge fuse type gG (gl)
Repeat accuracy	0.05 mm on the tripping points
Body material	Zamak
Head material	Zamak
Depth	34 mm
Height	94 mm
Width	30 mm
Net weight	0.21 kg

The information provided in this documentation contains general descriptions and/or technical characteristics of the performance of the products contained herein. This documentation is not intended as a substitute for and is not to be used for determining suitability or reliability of these products for specific user applications. It is the duty of any such user or integrator to perform the appropriate and complete risk analysis, evaluation and testing of the products with respect to the relevant specific application or use thereof. Neither Schneider Electric Industries SAS nor any of its affiliates or subsidiaries shall be responsible or liable for misuse of the information contained herein.






Environment

Standards	EN/IEC 60204-1 CSA C22.2 No 14 EN 1088 UL 508 EN/IEC 60947-5-1
Product certifications	UL CSA
Safety level	Can reach category 4 with the appropriate monitoring system and correctly wired conforming to EN/ISO 13849-1 Can reach PL = e with the appropriate monitoring system and correctly wired conforming to EN/ISO 13849-1 Can reach SIL 3 with the appropriate monitoring system and correctly wired conforming to IEC 61508
Safety reliability data	B10d = 50000000 value given for a life time of 20 years limited by mechanical or contact wear
Protective treatment	TC
Ambient air temperature for operation	-25...70 °C
Ambient air temperature for storage	-40...70 °C
Vibration resistance	5 gn (f= 10...500 Hz) conforming to IEC 60068-2-6
Shock resistance	25 gn for 18 ms conforming to IEC 60068-2-27
Electrical shock protection class	Class I conforming to NF C 20-030 Class I conforming to EN/IEC 61140
IP degree of protection	IP66 conforming to IEC 60529 IP67 conforming to IEC 60529 IP68 conforming to IEC 60529
IK degree of protection	IK06 conforming to EN 50102

Packing Units

Package 1 Weight	0.234 kg
Package 1 Height	0.350 dm
Package 1 width	1.250 dm
Package 1 Length	1.250 dm

Offer Sustainability

Sustainable offer status	Green Premium product
REACH Regulation	 REACH Declaration
EU RoHS Directive	Pro-active compliance (Product out of EU RoHS legal scope)  EU RoHS Declaration
Mercury free	Yes
RoHS exemption information	 Yes
Environmental Disclosure	 Product Environmental Profile
Circularity Profile	 End of Life Information

Contractual warranty

Warranty	18 months
----------	-----------