

# XS1N12PC410

inductive sensor XS1 M12 - L33mm - brass -  
Sn2mm - 12..24VDC - cable 2m



## Main

Range of product	OsiSense XS
Series name	General purpose
Sensor type	Inductive proximity sensor
Device application	Mobile equipment
Sensor name	XS1
Sensor design	Cylindrical M12
Size	37 mm
Body type	Fixed
Detector flush mounting acceptance	Flush mountable
Material	Metal
Type of output signal	Discrete
Wiring technique	4-wire
[Sn] nominal sensing distance	2 mm
Discrete output function	1 NO + 1 NC
Output circuit type	DC
Discrete output type	PNP
Electrical connection	Cable
Cable length	2 m
[Us] rated supply voltage	12...24 V DC with reverse polarity protection
Switching capacity in mA	<= 200 mA with overload and short-circuit protection
IP degree of protection	IP68 conforming to IEC 60529 IP65

## Complementary

Safety level	SIL 2 conforming to EN/IEC 61508 PL = d conforming to EN/ISO 13849-1 SILCL 2 conforming to IEC 62061
Safety reliability data	MTTFd = 1810 years PFHd = 62.9E-9 1/h SFF = 92 % DC = 74 % with appropriate safety controller
Service life	20 year(s)
Thread type	M12 x 1
Detection face	Frontal
Front material	PPS
Enclosure material	Nickel plated brass
Operating zone	0...1.6 mm
Differential travel	1...15% of Sr
Cable composition	4 x 0.22 mm <sup>2</sup>
Wire insulation material	PvR
Status LED	Output state: 1 LED (yellow)
Supply voltage limits	9...36 V DC
Switching frequency	<= 5000 Hz
Maximum voltage drop	<2 V (closed)
Current consumption	0...10 mA no-load

Maximum delay first up	5 ms
Maximum delay response	0.1 ms
Maximum delay recovery	0.1 ms
Marking	CE
Threaded length	25 mm
Length	37 mm
Net weight	0.07 kg






## Environment

Standards	IEC 62061 EN/ISO 13849-1
Product certifications	TÜV E2 UL CSA
Ambient air temperature for operation	-25...70 °C
Ambient air temperature for storage	-40...85 °C
Vibration resistance	25 gn amplitude = +/- 2 mm (f = 10...55 Hz) conforming to IEC 60068-2-6
Shock resistance	50 gn for 11 ms conforming to IEC 60068-2-27

## Packing Units

Unit Type of Package 1	PCE
Number of Units in Package 1	1
Package 1 Weight	99 g
Package 1 Height	4.2 cm
Package 1 width	9.5 cm
Package 1 Length	13.2 cm
Unit Type of Package 2	BAG
Number of Units in Package 2	1
Package 2 Weight	97 g
Package 2 Height	2 cm
Package 2 width	20 cm
Package 2 Length	15 cm
Unit Type of Package 3	S02
Number of Units in Package 3	22
Package 3 Weight	2.141 kg
Package 3 Height	15 cm
Package 3 width	30 cm
Package 3 Length	40 cm

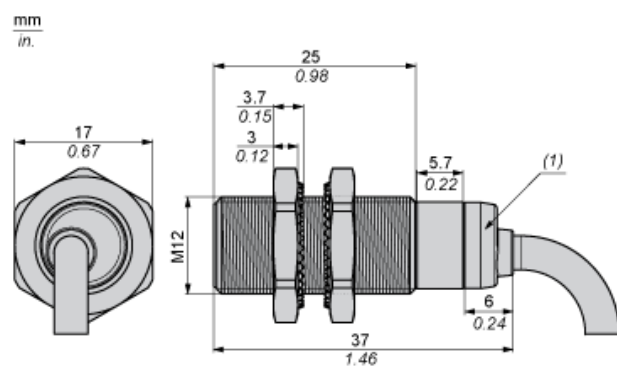
## Offer Sustainability

Sustainable offer status	Green Premium product
REACH Regulation	 <a href="#">REACH Declaration</a>
EU RoHS Directive	Pro-active compliance (Product out of EU RoHS legal scope)  <a href="#">EU RoHS Declaration</a>
Mercury free	Yes
RoHS exemption information	 <a href="#">Yes</a>
Environmental Disclosure	 <a href="#">Product Environmental Profile</a>
Circularity Profile	 <a href="#">End of Life Information</a>

## Contractual warranty

Warranty	18 months
----------	-----------

## Dimensions



(1) LED

## Minimum Mounting Distances

Side by side



e (1) 4 mm/0.16 in.

≥

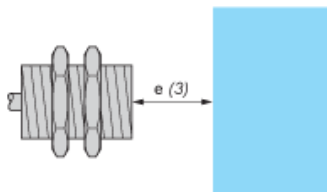
Face to face



e (2) 24 mm/0.94 in.

≥

Facing a metal object

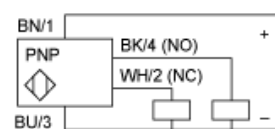


e (3) 6 mm/0.24 in.

≥

## Wiring Schemes

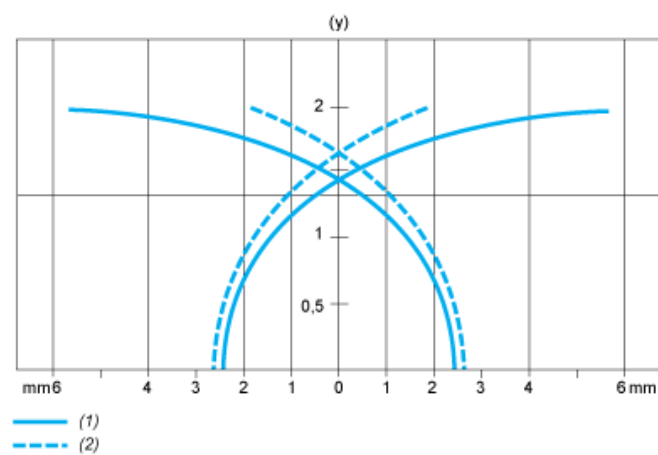
### PNP 4-wire



BU : Blue  
BN : Brown  
BK : Black  
WH : White

## Performance Curves

Standard Steel Target : 12x12x1 mm



- (1) Pick-up points  
(2) Drop-out points (object approaching from the side)  
(y) Sensing distance in mm