



## Model Number

**SLA40/33 K=5m**

with fixed cable

## Features

- Sensing range up to 4 m
- Self-monitoring (type 4 according to IEC/EN 61496-1)
- Red transmission light
- Clearly visible LED functional display and pre-fault indicator on the receiver
- Metal housing
- Connection via M12 connector or fixed cable
- Operation on control units of SB4 (SafeBox)
- Degree of protection IP67 optional

## Accessories

### OMH-40

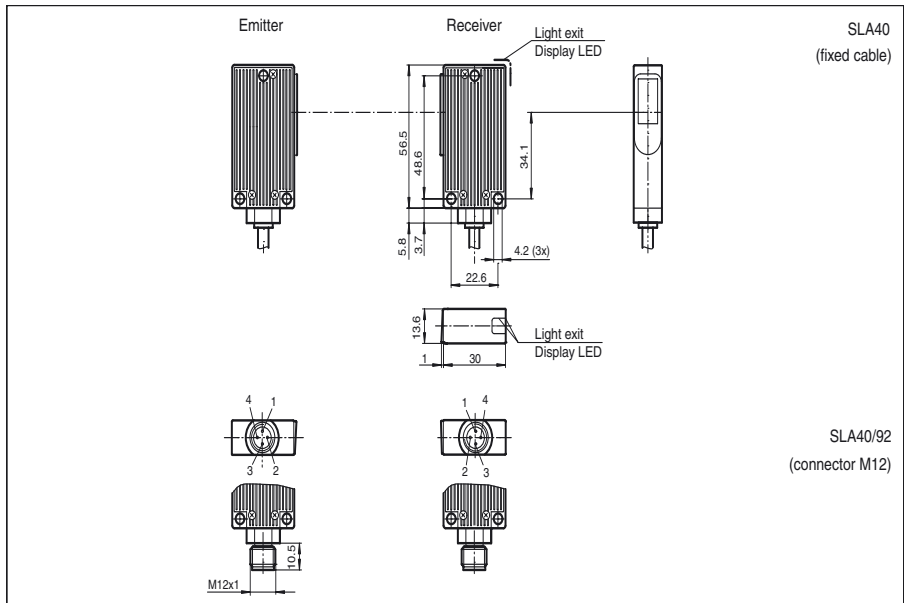
Mounting bracket

### SLA-1-M

Deviation mirror

Additional accessories can be found in the Internet.

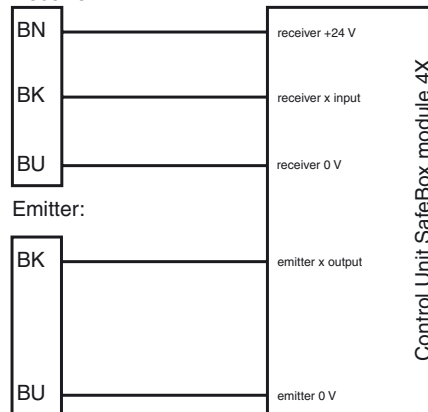
## Dimensions



## Electrical connection

Design with fixed cable

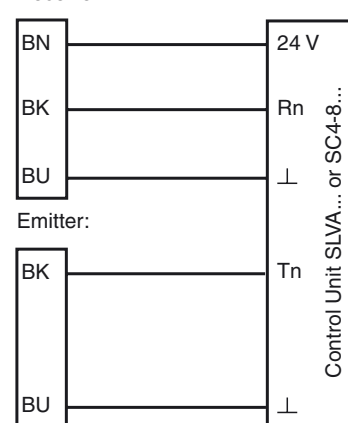
Receiver:



Emitter:

Design with fixed cable

Receiver:



Emitter:

## Technical data

### System components

Emitter	SLA40-T/33 K=5M
Receiver	SLA40-R/33 K=5M

### General specifications

Effective detection range	0 ... 4 m
Light source	LED
Light type	modulated visible red light
Tests	IEC/EN 61496
Safety type according to IEC/EN 61496	4
Marking	CE
Target size	static: 10 mm dynamic: 30 mm (at v = 1.6 m/s of the obstacle)
Angle of divergence	< 5 °

### Functional safety related parameters

Safety Integrity Level (SIL)	SIL 3
Performance level (PL)	PL e
Category	Cat. 4
Mission Time (T <sub>M</sub> )	20 a
PFH <sub>d</sub>	4.4 E-10
Type	4

### Indicators/operating means

Function indicator	LED yellow/green in receiver: off: Interruption yellow: transmission green: reception with sufficient stability control
Pre-fault indicator	LED functional display yellow

### Electrical specifications

Operating voltage	U <sub>B</sub>	Power supply via control unit
-------------------	----------------	-------------------------------

### Conformity

Functional safety	ISO 13849-1
Product standard	EN 61496-1 ; IEC 61496-2

### Ambient conditions

Ambient temperature	-20 ... 60 °C (-4 ... 140 °F)
Storage temperature	-20 ... 70 °C (-4 ... 158 °F)
Relative humidity	max. 95 %, not condensing

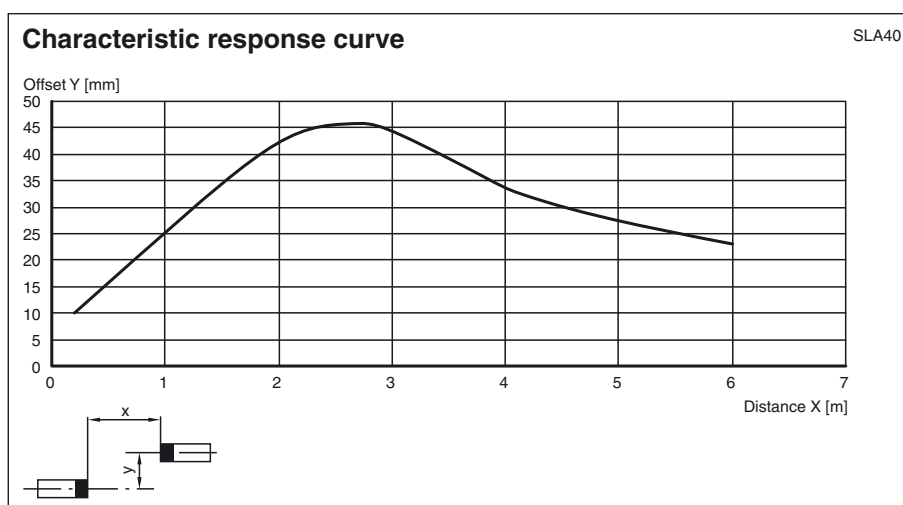
### Mechanical specifications


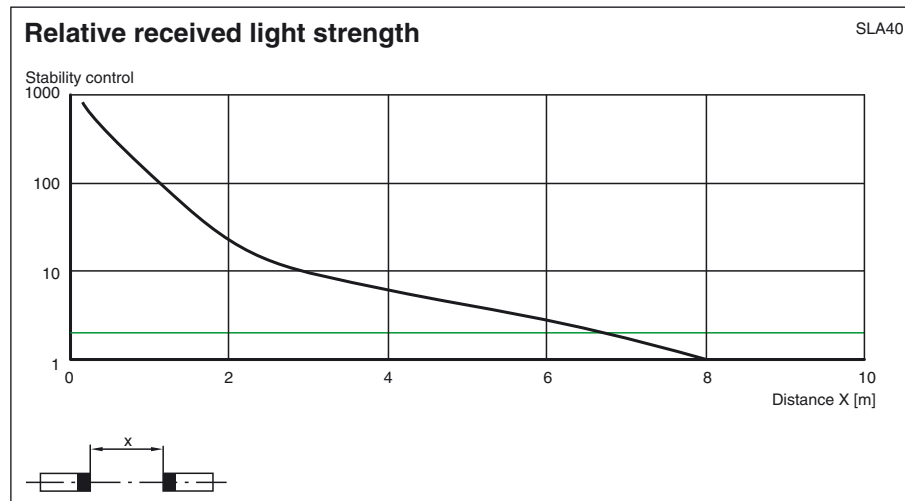
Degree of protection	IP65
Connection	5 m, 0.25 mm <sup>2</sup> fixed cable
Material	
Housing	diecast aluminum, RLA 1021 (yellow) painted
Optical face	glass pane
Mass	Per 100 g

### Approvals and certificates

CE conformity	CE
CCC approval	CCC approval / marking not required for products rated ≤36 V
Approvals	TÜV

## Curves/Diagrams





## System accessories

### Control units

SB4 (SafeBox)

### Cable sockets (only option /92)

straight: V1-G-2M-PVC  
V1-G-5M-PVC  
V1-G-10M-PVC  
angled: V1-W-2M-PVC  
V1-W-5M-PVC  
V1-W-10M-PVC

### Mounting aids

OMH-40

### Further accessories

Redirection mirror  
SLA-1-M