

1D/2D Code Scanner

C5PC004

Part Number



- Auto-button function
- Integrated code reconstruction
- Integrated LED illumination
- PROFINET and EtherNet/IP™
- Web link


These 2D code scanners are suitable for omnidirectional scanning of 1D and 2D codes.

The following code types can be processed:

1D codes: Code39, Code93, Code128, UPC/EAN, BC412, Interleaved 2 of 5, Codabar, Postal Codes, Pharmacode

2D codes: DataMatrix ECC 0...200, PDF417, Micro PDF417, QR-Code, Micro QR-Code, Aztec Code, GS1 Databar, Dot code

Additional code types upon request.



IndustrialEthernet

Technical Data

Optical Data

Barcode Density	Standard density
Resolution	752 × 480 Pixel
Light Source	Red Light
Wavelength	617 nm
Service Life (T = +25 °C)	50000 h
min. Resolution	0,127 mm

Electrical Data

Supply Voltage	5...30 V DC
Current Consumption (Ub = 24 V)	150 mA
Scan Rate	60 scans/sec
Temperature Range	0...45 °C
Switching Output	Optoisolator
Number of Switching Outputs	3
Switching Output/Switching Current	100 mA
Reverse Polarity Protection	yes
Interface	RS-232/Ethernet
Trigger Input	Optoisolator
Signal Input	Optoisolator
Number of Signal Inputs	3

Mechanical Data

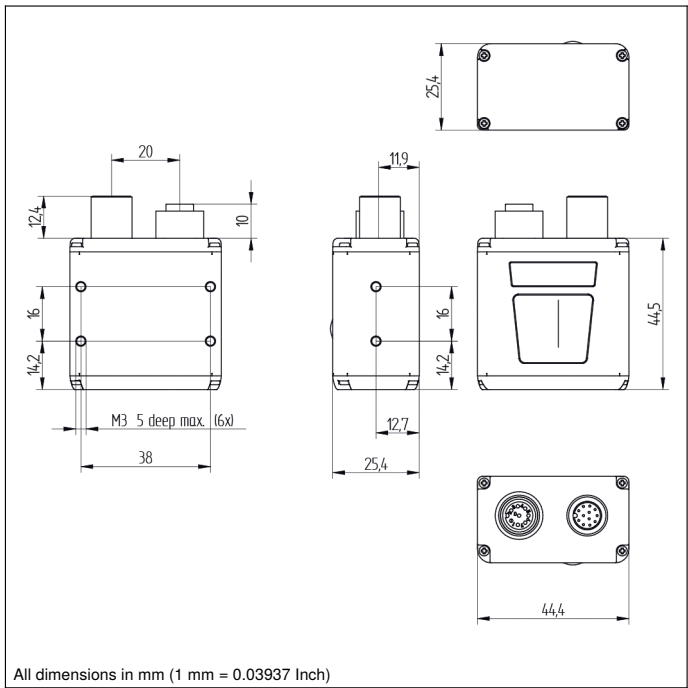
Setting Method	Ethernet
Housing Material	Metal
Weight	68 g
Degree of Protection	IP65
Connection	M12 × 1; 12-pin
Type of Connection Ethernet	M12 × 1; 8-pin

PNP NO/NC switchable	●
NPN NO/NC switchable	●
Ethernet	●
PROFINET	●
EtherNet/IP™	●

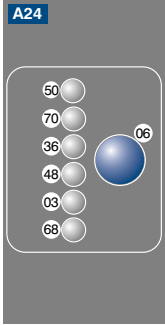
Connection Table No.	39
Control Panel No.	A24
Suitable Connection Equipment No.	87
Suitable Mounting Technology No.	430

Complementary Products

Connection Cable ZCYV00x
Optical Diffuser ZNNG030
Path-Folding Mirror ZNNG028
Polarization Filter ZNNG031
Protective Housing ZSV-0x-01
Replacement Disc ZNNG029
Software



Ctrl. Panel



- 03 = Error Indicator
- 06 = Teach Button
- 36 = Mode Indicator
- 48 = Network Status
- 50 = Good Read
- 68 = Supply Voltage Indicator
- 70 = Run/Trigger

Object Distance	Max.Field of View	Min.Resolution	Read Range	
			1D	2D
50	52,5 × 34,0 mm			
64	65,5 × 41,5 mm	0,127 mm	45...63 mm	—
81	82,0 × 51,0 mm	0,190 mm	45...98 mm	45...50 mm
102	102,0 × 64,0 mm	0,254 mm	45...134 mm	45...70 mm
133	132,0 × 82,0 mm	0,381 mm	45...205 mm	45...108 mm
190	185,0 × 115,5 mm	0,508 mm	45...275 mm	45...147 mm
300	288,0 × 180,0 mm	0,762 mm	45...300 mm	45...185 mm

