

## Technical data sheet

### Multiple light beam safety device

Part no.: 66501501

MLD500-XT2/A



Figure can vary

#### Contents

- Technical data
- Dimensioned drawings
- Electrical connection
- Operation and display
- Suitable receivers
- Part number code
- Accessories



## Technical data

### Basic data

|             |             |
|-------------|-------------|
| Series      | MLD 500     |
| Device type | Transmitter |

### Functions

|           |                 |
|-----------|-----------------|
| Functions | Range reduction |
|-----------|-----------------|

### Characteristic parameters

|                             |                           |
|-----------------------------|---------------------------|
| Type                        | 4, IEC/EN 61496           |
| SIL                         | 3, IEC 61508              |
| SILCL                       | 3, IEC/EN 62061           |
| MTTF <sub>d</sub>           | 204 years, EN ISO 13849-1 |
| Mission time T <sub>M</sub> | 20 years, EN ISO 13849-1  |

### Protective field data

|                 |             |
|-----------------|-------------|
| Operating range | 20 ... 70 m |
|-----------------|-------------|

### Optical data

|                                 |   |
|---------------------------------|---|
| Number of beams                 | 2 Piece(s)                                |
| Beam spacing                    | 500 mm                                    |
| Light source                    | LED, Infrared                             |
| LED light wavelength            | 850 nm                                    |
| Mean power of transmitter diode | 1.369 µW                                  |
| Transmitted-signal shape        | Pulsed                                    |
| LED risk group                  | Exempt group (in acc. with EN 62471:2008) |

### Electrical data

|                                       |                 |
|---------------------------------------|-----------------|
| <b>Performance data</b>               |                 |
| Supply voltage U <sub>B</sub>         | 26.5 ... 31.6 V |
| Current consumption from AS-i circuit | 50 mA           |

### Interface

|  |                               |
|--|-------------------------------|
| Type                                   | AS-Interface Safety at Work   |
| <b>AS-i</b>                            |                               |
| Function                               | Process                       |
| AS-i profile                           | S-7.B.1                       |
| Slave address                          | 1..31 programmable, default=0 |
| Cycle time acc. to AS-i specifications | Max. 5 ms                     |

### Connection

|                       |            |
|-----------------------|------------|
| Number of connections | 1 Piece(s) |
|-----------------------|------------|

### Connection 1

|                    |                   |
|--------------------|-------------------|
| Function           | Machine interface |
| Type of connection | Connector         |
| Thread size        | M12               |
| Material           | Metal             |
| No. of pins        | 5 -pin            |

### Mechanical data

|                       |                          |
|-----------------------|--------------------------|
| Dimension (W x H x L) | 52 mm x 600 mm x 64.7 mm |
| Housing material      | Metal, Aluminum          |
| Lens cover material   | Plastic / PMMA           |
| Material of end caps  | Diecast zinc             |
| Net weight            | 1,400 g                  |
| Housing color         | Yellow, RAL 1021         |
| Type of fastening     | Groove mounting          |
|                       | Swivel mount             |

### Operation and display

|                 |            |
|-----------------|------------|
| Type of display | LED        |
| Number of LEDs  | 2 Piece(s) |

### Environmental data

|                                    |               |
|------------------------------------|---------------|
| Ambient temperature, operation     | -30 ... 55 °C |
| Ambient temperature, storage       | -40 ... 75 °C |
| Relative humidity (non-condensing) | 0 ... 95 %    |

### Certifications


|                      |                |
|----------------------|----------------|
| Degree of protection | IP 67          |
| Protection class     | III            |
| Certifications       | c CSA US       |
|                      | c TÜV NRTL US  |
|                      | TÜV Süd        |
| US patents           | US 6,418,546 B |
|                      | US 7,741,595 B |

### Classification

|                       |          |
|-----------------------|----------|
| Customs tariff number | 85365019 |
| eCl@ss 8.0            | 27272703 |
| eCl@ss 9.0            | 27272703 |
| ETIM 5.0              | EC001832 |
| ETIM 6.0              | EC001832 |

Dimensioned drawings

All dimensions in millimeters

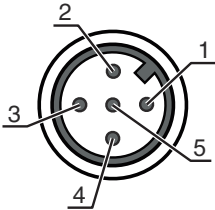


Electrical connection

Connection 1

|                    |                   |
|--------------------|-------------------|
| Function           | Machine interface |
| Type of connection | Connector         |
| Thread size        | M12               |
| Type               | Male              |
| Material           | Metal             |
| No. of pins        | 5 -pin            |
| Encoding           | A-coded           |

| Pin | Pin assignment | Conductor color |
|-----|----------------|-----------------|
| 1   | AS-i+          | Brown           |
| 2   | n.c.           | White           |
| 3   | AS-i-          | Blue            |
| 4   | n.c.           | Black           |
| 5   | n.c.           | Gray            |




Operation and display

LEDs per light axis

Meaning

|                         |                             |
|-------------------------|-----------------------------|
| Green, continuous light | Transmitted beam active     |
| Off                     | Transmitted beam not active |

Suitable receivers

|   | Part no. | Designation   | Article                                    | Description   |
|---|----------|---------------|--|---|
|  | 66533501 | MLD510-XR2/A  | Multiple light beam safety device receiver | Number of beams: 2 Piece(s)<br>Beam spacing: 500 mm<br>Response time: 30 ms<br>Type of interface: AS-Interface Safety at Work<br>Connection: Connector, M12, Metal, 5 -pin  |
|   | 66533502 | MLD510-XR2E/A | Multiple light beam safety device receiver | Number of beams: 2 Piece(s)<br>Beam spacing: 500 mm<br>Response time: 30 ms<br>Type of interface: AS-Interface Safety at Work<br>Connection: Connector, M12, Metal, 5 -pin<br>Special design: Connection socket for external muting indicator |

## Part number code

Part designation: MLDxyy-zab/t

| MLD       | Multiple light beam safety device   |
|-----------|---|
| <b>x</b>  | <b>Series</b><br>3: MLD 300<br>5: MLD 500   |
| <b>yy</b> | <b>Function classes</b><br>00: transmitter<br>10: automatic restart<br>12: external testing<br>20: EDM/RES<br>30: muting<br>35: timing controlled 4-sensor muting   |
| <b>z</b>  | <b>Device type</b><br>T: transmitter<br>R: receiver<br>RT: transceiver<br>xT: transmitter with high range<br>xR: receiver for high range  |
| <b>a</b>  | Number of beams   |
| <b>b</b>  | <b>Option</b><br>L: integrated laser alignment aid (for transmitter/receiver)<br>M: integrated status indicator (MLD 320, MLD 520) or integrated status and muting indicator (MLD 330, MLD 335, MLD 510/A, MLD 530, MLD 535)<br>E: connection socket for external muting indicator (AS-i models only) |
| <b>/t</b> | <b>Safety-related switching outputs (OSSDs), connection technology</b><br>-: transistor output, M12 plug<br>A: integrated AS-i interface, M12 plug, (safety bus system)   |

### Note



A list with all available device types can be found on the Leuze website at [www.leuze.com](http://www.leuze.com).

## Accessories


### Connection technology - Connection cables

|  | Part no. | Designation        | Article          | Description   |
|--|----------|--------------------|------------------|---|
|  | 50133859 | KD S-M12-5A-P1-020 | Connection cable | Connection 1: Connector, M12, Axial, Female, A-coded, 5 -pin<br>Connection 2: Open end<br>Shielded: Yes<br>Cable length: 2,000 mm<br>Sheathing material: PUR  |
|  | 50136146 | KD S-M12-5A-P1-250 | Connection cable | Connection 1: Connector, M12, Axial, Female, A-coded, 5 -pin<br>Connection 2: Open end<br>Shielded: Yes<br>Cable length: 10,000 mm<br>Sheathing material: PVC |



### Mounting technology - Swivel mounts

|  | Part no. | Designation  | Article              | Description  |
|--|----------|--------------|----------------------|--|
|  | 560340   | BT-SET-240BC | Mounting bracket set | Fastening, at system: Through-hole mounting<br>Mounting bracket, at device: Clampable<br>Type of mounting device: Turning, 240°<br>Material: Metal |

## Accessories

|  | Part no. | Designation    | Article              | Description   |
|--|----------|----------------|----------------------|---|
|  | 540350   | BT-SET-240BC-E | Mounting bracket set | Fastening, at system: Through-hole mounting<br>Mounting bracket, at device: Clampable<br>Type of mounting device: Turning, 240°<br>Material: Metal, Plastic |

## Services

|  | Part no. | Designation | Article                                      | Description  |
|--|----------|-------------|--|--|
|  | S981050  | CS40-I-140  | Safety inspection<br>"Safety light barriers" | Details: Checking of a safety light barrier application in accordance with current standards and guidelines. Inclusion of the device and machine data in a database, production of a test log per application.<br>Conditions: It must be possible to stop the machine, support provided by customer's employees and access to the machine for Leuze employees must be ensured.<br>Restrictions: Travel costs and accommodation expenses charged separately and according to expenditure. |
|  | S981046  | CS40-S-140  | Start-up support                             | Details: For safety devices including stopping time measurement and initial inspection.<br>Conditions: Devices and connection cables are already mounted, price not including travel costs and, if applicable, accommodation expenses.<br>Restrictions: Max. 2 h., no mechanical (mounting) and electrical (wiring) work performed, no changes (attachments, wiring, programming) to third-party components in the nearby environment.   |

### Note



↗ A list with all available accessories can be found on the Leuze website in the Download tab of the article detailed page.