



## Control interface unit

### IC-KP2-1HB17-2V1D

- LED status indicator of bus communication and read/write head
- Network loop through by means of integrated 2 port switch

IDENTControl Compact control interface with Ethernet interface for TCP/IP, PROFINET, EtherNet/IP, and MODBUS TCP protocols



## Function

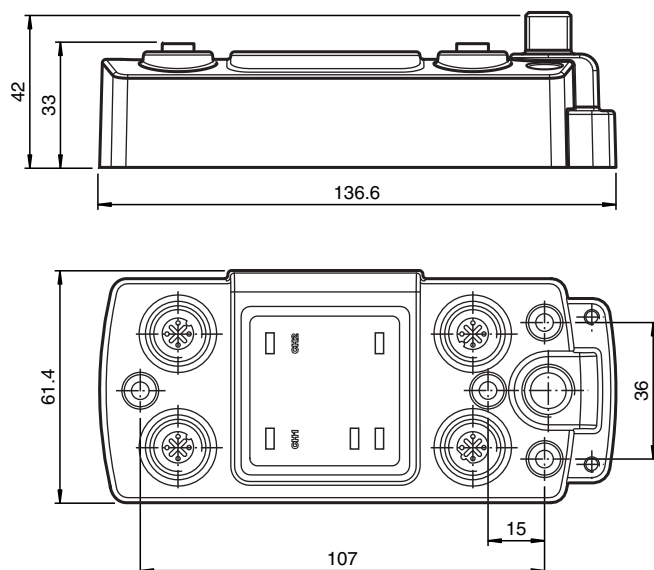
The RFID identification system IDENTControl Compact from Pepperl+Fuchs offers a vast number of benefits compared to other systems, thanks to its innovative design. The control interfaces IDENTControl and IDENTControl Compact make up the core of the system.

With its integrated interfaces to all commercially available fieldbus systems such as PROFIBUS, PROFINET, Ethernet, EtherCAT, CC-Link, serial connections (RS 232 or RS 485) and numerous connection options for read/write heads available for frequency ranges LF, HF and UHF, the IDENTControl Compact control interface can be easily and flexibly adapted to your requirements.

LEDs on the front of the housing indicate bus communication, connected read/write heads and active read/write commands. Reliability of the application is further increased by using trigger sensors.

The system is equally suited for use in control cabinets and field use in IP67. The interface to the higher-level fieldbus is integrated in the housing, and all connections are designed such that they are pluggable. This enables simple installation and quick, problem-free replacement in case of device failure. The consistent EMC design, with metal housing, grounding and shielded wires, offers a high degree of reliability.

## Dimensions



Release date: 2020-05-11 Date of issue: 2020-05-11 Filename: 200876\_eng.pdf

Refer to "General Notes Relating to Pepperl+Fuchs Product Information".

Pepperl+Fuchs Group  
www.pepperl-fuchs.com

USA: +1 330 486 0001  
fa-info@us.pepperl-fuchs.com

Germany: +49 621 776 1111  
fa-info@de.pepperl-fuchs.com

Singapore: +65 6779 9091  
fa-info@sg.pepperl-fuchs.com

**PEPPERL+FUCHS**

## Technical Data

### General specifications

Number of read/write heads	max. 1
UL File Number	E87056

### Functional safety related parameters

MTTF <sub>d</sub>	140 a
Mission Time (T <sub>M</sub> )	10 a
Diagnostic Coverage (DC)	0 %

### Indicators/operating means

LED Link/Traffic	green: network connection yellow: flashes in rhythm with the transmitted data
LED 1	Status indicator for read/write head green: command at read/write head active yellow: approx. 1 second long, if command was successfully executed
LED CH1	green: read head detected red: Configuration error
LED PWR/ERR	green: power on yellow: system is starting red: PROFINET bus failure
Rotary switch	Address setting

### Electrical specifications

Rated operating voltage	U <sub>e</sub>	20 ... 30 V DC , PELV
Ripple		≤ 10 % at 30 V DC
Current consumption		≤ 2 A incl. read/write head
Power consumption	P <sub>0</sub>	3.5 W Without read/write heads
Galvanic isolation		basic insulation acc. to DIN EN 50178, rated insulation voltage of 50 V <sub>eff</sub>

### Interface 1

Physical	Ethernet
Protocol	SMTP HTTP TCP/IP (Port 10000) MODBUS/TCP EtherNet/IP PROFINET IO
Transfer rate	10 MBit/s or 100 MBit/s

### Interface 2

Physical	Ethernet
Protocol	SMTP HTTP TCP/IP (Port 10000) MODBUS/TCP EtherNet/IP PROFINET IO
Transfer rate	10 MBit/s or 100 MBit/s

### Directive conformity

Electromagnetic compatibility	
Directive 2014/30/EU	EN 61000-6-2 EN 61000-6-4
RoHS	
Directive 2011/65/EU (RoHS)	EN 50581

### Standard conformity

Degree of protection	IEC 60529
----------------------	-----------

### Ambient conditions

Ambient temperature	-25 ... 70 °C (-13 ... 158 °F)
Storage temperature	-40 ... 85 °C (-40 ... 185 °F)
Climatic conditions	air humidity max. 96 % Salt spray resistant to EN 60068-2-52
Shock and impact resistance	Oscillation (Sine): 5 g, 10 - 1000 Hz to EN 60068-2-6 Shock (Half-sine): 30 g, 11 ms in accordance with EN 60068-2-27

### Mechanical specifications

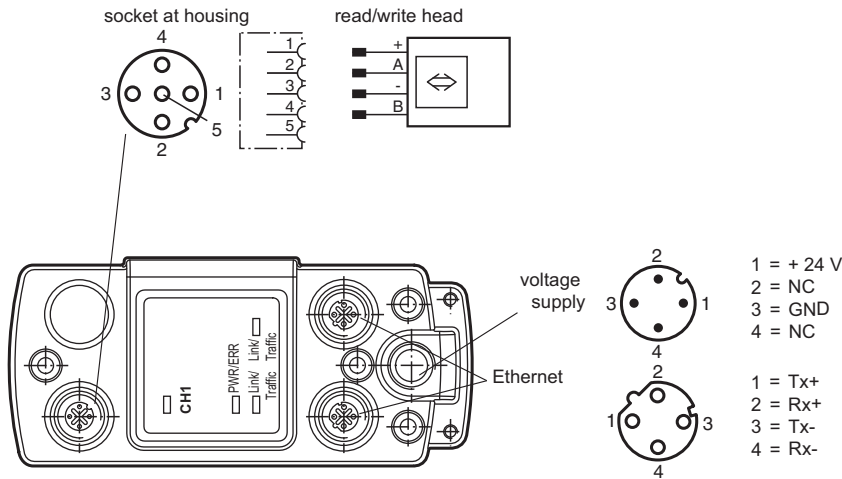
Degree of protection	IP67
----------------------	------

Release date: 2020-05-11 Date of issue: 2020-05-11 Filename: 200876\_eng.pdf

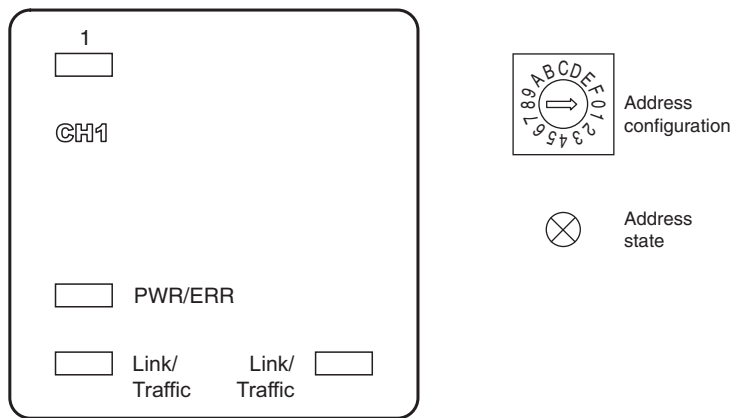
Technical Data

Connection	Read/write heads: shielded, 4-pin, M12 connector Power supply: M12 connector Protective earth: M4 earthing screw Ethernet: M12 plug connection	
Material		
Housing		powder coated aluminum
Installation		screw fixing
Mass		approx. 300 g

Connection






Assembly



Accessories

	<b>V1-G-2M-PUR-ABG-V1-W</b>	Connecting cable, M12 to M12, PUR cable 4-pin, shielded
	<b>V1-G-10M-PUR-ABG-V1-W</b>	Connecting cable, M12 to M12, PUR cable 4-pin, shielded
	<b>ICZ-MH05-SACB-8</b>	Mounting aid for DIN rail

## Accessories

	<b>V1SD-G-5M-PUR-ABG-V45-G</b>	Connection cable, M12 to RJ-45, PUR cable 4-pin, CAT5e
	<b>V1-G-5M-PUR-ABG-V1-W</b>	Connecting cable, M12 to M12, PUR cable 4-pin, shielded
	<b>V1-G-5M-PUR-ABG</b>	Female cordset, M12, 4-pin, shielded, PUR cable