



## Main

Range of product	OsiSense XU
Series name	Application
Electronic sensor type	Photo-electric sensor
Sensor name	XUY
Sensor design	Fork
Detection system	Thru beam
Emission	Infrared, continuous
Passage width	5 mm
Passage depth	60 mm
Material	Metal
Supply circuit type	DC
Wiring technique	4-wire
Discrete output type	PNP and NPN
Discrete output function	1 NO or 1 NC programmable
Electrical connection	1 male connector M8, 4 pins
Product specific application	Packaging series
[Sn] nominal sensing distance	5 mm

## Complementary

Enclosure material	Anodised aluminium
Type of output signal	Discrete
Output type	Solid state
Status LED	No object present: 1 LED (green) Adjustment mode and keypad locking: 1 LED (red)
[Us] rated supply voltage	12...24 V DC with reverse polarity protection
Supply voltage limits	10...30 V DC
Switching capacity in mA	100 mA (overload and short-circuit protection)
Switching frequency	10 kHz
Maximum voltage drop	<2 V (closed state)
Current consumption	40 mA no-load
Time response	50 µs
Net weight	0.07 kg




## Environment

Product certifications	CULus CE
Ambient air temperature for operation	-20...60 °C
Ambient air temperature for storage	-30...80 °C
Immunity to ambient light	3000 Lux incandescent bulb 3000 lux natural light
IP degree of protection	IP65 conforming to IEC 60529

## Packing Units

Unit Type of Package 1	PCE
Number of Units in Package 1	1
Package 1 Weight	69 g
Package 1 Height	3.5 cm
Package 1 width	7.3 cm
Package 1 Length	13 cm
Unit Type of Package 2	S01
Number of Units in Package 2	6
Package 2 Weight	593 g
Package 2 Height	15 cm
Package 2 width	15 cm
Package 2 Length	40 cm

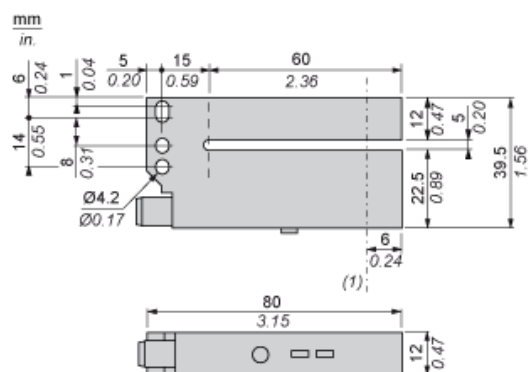
## Offer Sustainability

REACH Regulation	 <a href="#">REACH Declaration</a>
EU RoHS Directive	Pro-active compliance (Product out of EU RoHS legal scope)  <a href="#">EU RoHS Declaration</a>
Mercury free	Yes
RoHS exemption information	 <a href="#">Yes</a>

## Contractual warranty

Warranty	18 months
----------	-----------

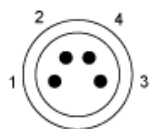
## Dimensions



(1) Optical axis

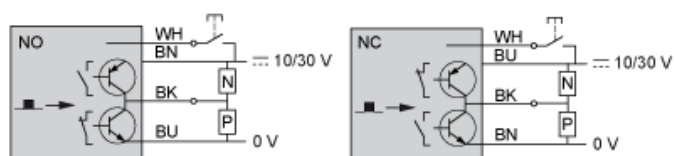
## Wiring Schemes

### Connector



- 1 : BN: Brown
- 2 : WH: White (input)
- 3 : BU: Blue
- 4 : BK: Black (PNP and NPN outputs)

### NO or NC Programmable Function



■ Object detected

If the white wire is not used, connect to 0 V.