

overview

- Reliable intensity-based object detection
- IO-Link interface independent of the switching output (Dual Channel)
- Extended parameterization options and additional diagnostic data
- Quick mounting by means of M3 threaded bushes made of stainless steel



Picture similar



Technical data

general data		electrical data	
type	intensity difference	voltage drop Vd	< 2 VDC
version	IO-Link dual channel	output function	light / dark operate
light source	pulsed red LED	output circuit	push-pull
sensing distance Tw	20 ... 200 mm	output current	< 50 mA
smallest object recogniz- able typ.	2 mm at 100 mm	short circuit protection	yes
alignment / soiled lens in- dicator	flashing output indicator	reverse polarity protection	yes
power on indication	LED green	communication interface	
output indicator	LED yellow	baud rate	38,4 kBaud (COM 2)
sensing distance adjust- ment	IO-Link	adjustable parameters	switching point time filters LED status indicators output logic output circuit counter deactivate the sensor element Find Me function Teach-in mode
wave length	644 nm	IO-Link port type	Class A
suppression of reciprocal influence	yes	process data length	32 Bit
beam type	point	process data structure	Bit 0 = SSC1 (presence) Bit 2 = quality Bit 3 = alarm Bit 5 = SSC4 (counter) Bit 16-31 = 16 Bit measurement
alignment optical axis	< 1,5°	interface	IO-Link V1.1
electrical data			
response time / release time	< 0,4 ms		
jitter	< 0,21 ms		
voltage supply range +Vs	10 ... 30 VDC		
current consumption max. (no load)	45 mA (@ 10 VDC)		
current consumption typ.	16 mA (@ 24 VDC)		

Technical data

communication interface

additional data	signal strength excess gain operating cycles device temperature
cycle time	≥ 2,7 ms

mechanical data

width / diameter	8 mm
height / length	25,1 mm
depth	15,8 mm
type	rectangular

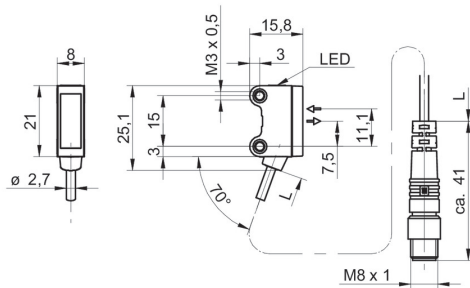
mechanical data

mechanical mounting	threaded sleeves M3 (stainless steel)
housing material	plastic (ASA, PMMA)
front (optics)	PMMA
connection types	flylead connector M8 4 pin, L=200 mm
cable characteristics	PVC / PVC 4 x 0,08 mm ²

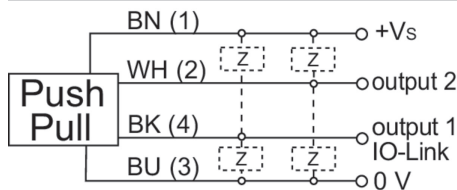
ambient conditions

operating temperature	-25 ... +50 °C
protection class	IP 67

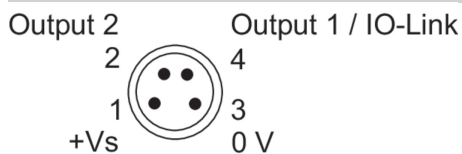
dimension drawing



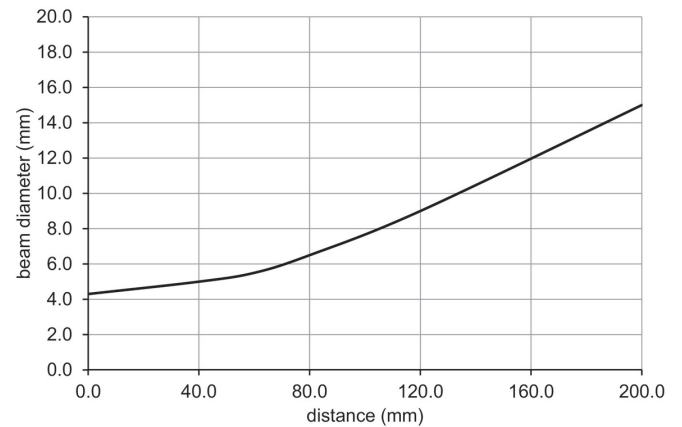
connection diagram



pin assignment



beam characteristic (typically)



relative receiving signal

