

#### overview

- distance measuring
- 0 ... 18 mm
- push-pull / IO-Link
- IO-Link
- connector M12
- 25 ... 75 °C
- IP 67



#### Technical data

##### general data

mounting type	flush
special type	linearized
type	distance measuring
measuring distance Sd	0 ... 18 mm
resolution	< 0,01 mm (High Accuracy Mode)
repeat accuracy	< 0,02 mm
adjustment	IO-Link
teach	Single point, Two point, Window
linearity error	± 360 µm
temperature drift	± 6 % (Full Scale)
hysteresis	< 99 % (adjustable)
power on indication	LED green
output indicator	LED yellow

##### electrical data

response time (factory characteristic)	< 2 ms
switching frequency	< 600 Hz
voltage supply range +Vs	8 ... 36 VDC
current consumption max. (no load)	15 mA
output circuit	push-pull / IO-Link
output current	< 100 mA
short circuit protection	yes
reverse polarity protection	yes

##### communications interface

interface	IO-Link V1.1
-----------	--------------

##### communications interface

baud rate	230,4 kBaud (COM 3)
cycle time	≥ 0,6 ms
process data length	32 Bit
process data structure	Bit 0 = SSC1 (distance) Bit 1 = SSC2 (distance) Bit 3 = alarm Bit 4 = SSC3 (frequency) Bit 5 = SSC4 (counter) Bit 16-31 = 16 Bit measurement

IO-Link port type	Class A
-------------------	---------

adjustable parameters	measuring range switching point switching hysteresis measured value filtering time filters LED status indicators output logic output circuit counter deactivate the sensor element Find Me function
-----------------------	---

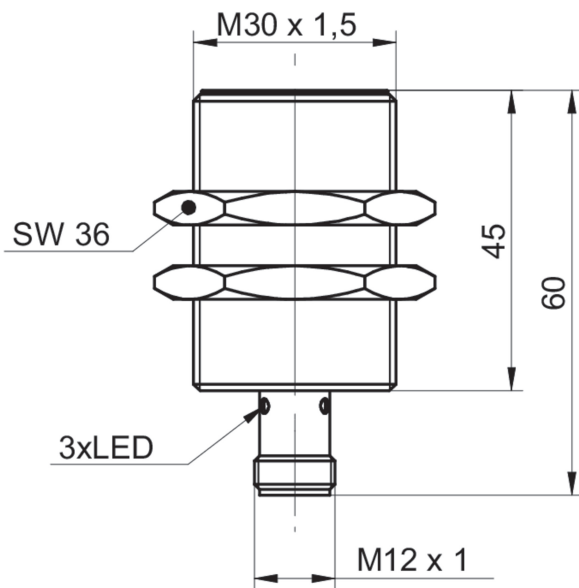
additional data	distance frequency operating cycles operating hours boot cycles operating voltage device temperature histograms
-----------------	--

## Technical data

### mechanical data

type	cylindrical threaded
housing material	brass nickel plated
dimension	30 mm
housing length	60 mm

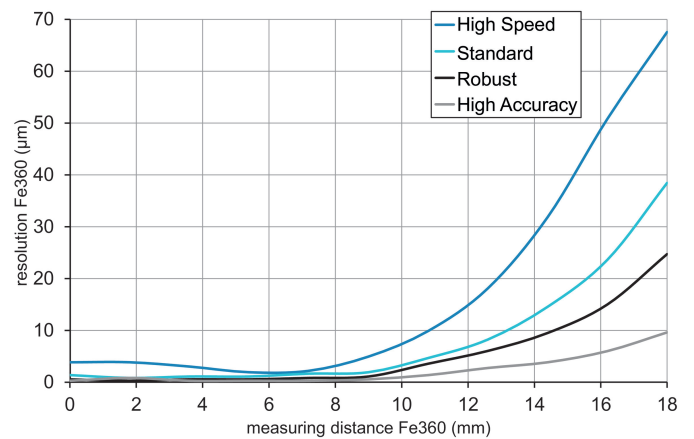
### dimension drawing



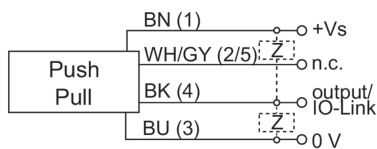
### mechanical data

connection types	connector M12
tightening torque max.	100 Nm
<b>ambient conditions</b>	
operating temperature	-25 ... +75 °C
protection class	IP 67

### resolution



### connection diagram



### pin assignment

