

# XXB18A3PAM12

Ultrasonic sensor - M18 - reflex - Sn 0.5m - NC  
- M12



## Main

Range of product	OsiSense XX
Sensor type	Ultrasonic sensor
Series name	General purpose
Sensor name	XXB
Sensor design	Cylindrical M18
Detection system	Reflex
[Sn] nominal sensing distance	0.5 m adjustable with remote teach push-button
Material	Plastic
Type of output signal	Discrete
Discrete output function	1 NO
Wiring technique	4-wire
Discrete output type	PNP
[Us] rated supply voltage	12...24 V DC with reverse polarity protection
Electrical connection	Male connector M12 4 pins
[Sd] sensing range	0...0.508 m
Beam angle	6 °
IP degree of protection	IP67 conforming to IEC 60529

## Complementary

Enclosure material	Valox
Front material	Epoxy
Thread type	M18 x 1
Supply voltage limits	10...28 V DC
[Sa] assured operating distance	0...0.508 m (teach mode)
Maximum differential travel	2.5 mm
Blind zone	0...165 mm
Transmission frequency	300 kHz
Repeat accuracy	1.27 %
Deviation angle from 90° of object to be detected	-7...7 °
Minimum size of detected object	Cylinder diameter 2.5 mm at 0.15 m
Status LED	Supply on/output state: 1 LED (green/yellow)
Current consumption	40 mA
Maximum switching current	100 mA with overload and short-circuit protection
Maximum voltage drop	1 V
Switching frequency	<= 40 Hz
Maximum delay first up	100 ms
Maximum delay response	10 ms
Maximum delay recovery	10 ms
Marking	CE
Threaded length	43 mm
Height	18 mm
Width	18 mm
Depth	79 mm
Net weight	0.033 kg




## Environment

Standards	IEC 60947-5-2
Product certifications	UL
Ambient air temperature for operation	-20...65 °C
Ambient air temperature for storage	-40...80 °C
Vibration resistance	+/-1 mm conforming to IEC 60068-2-6 (f = 10...55 Hz)
Shock resistance	30 gn in all 3 axes for 11 ms conforming to IEC 60068-2-27
Resistance to electrostatic discharge	8 kV level 4 conforming to IEC 61000-4-2
Resistance to electromagnetic fields	10 V/m level 3 conforming to IEC 61000-4-3
Resistance to fast transients	1 kV level 3 conforming to IEC 61000-4-4

## Packing Units

Unit Type of Package 1	PCE
Number of Units in Package 1	1
Package 1 Weight	46 g
Package 1 Height	6.6 cm
Package 1 width	4.1 cm
Package 1 Length	9.5 cm
Unit Type of Package 2	S03
Number of Units in Package 2	80
Package 2 Weight	4.324 kg
Package 2 Height	30 cm
Package 2 width	30 cm
Package 2 Length	40 cm

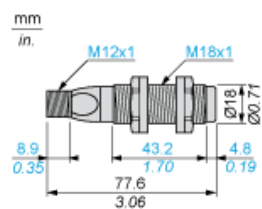
## Offer Sustainability

REACH Regulation	 <a href="#">REACH Declaration</a>
EU RoHS Directive	Pro-active compliance (Product out of EU RoHS legal scope)  <a href="#">EU RoHS Declaration</a>
Mercury free	Yes
RoHS exemption information	 <a href="#">Yes</a>

## Contractual warranty

Warranty	18 months
----------	-----------

## Dimensions



---

## Minimum Mounting Distances

---

### Side by side



e :    respect the distances indicated on the detection curves

### Face to face

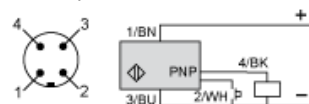


$e > 4 \times S_n$

## Wiring Diagram

### 3-Wire Type

NO outputs, PNP

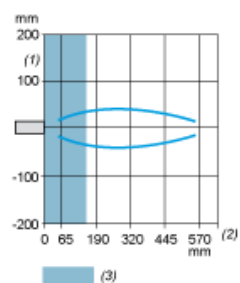


- (1) (+)
- (2) Teach input (WH)
- (3) (-)
- (4) Output
- BN Brown
- WH White
- BU Blue
- BK Black

---

## Curves

---



- (1) Parallel movement
- (2) Distance
- (3) Blind zone for reflex sensors.