

XS7D1A1PAL2DIN

inductive sensor XS7 80x80x26 - PBT -
Sn40mm - 12..24VDC - cable 2m



Main

Range of product	OsiSense XS
Series name	General purpose
Sensor type	Inductive proximity sensor
Device application	-
Sensor name	XS7
Sensor design	Flat form 80 x 80 x 26
Size	40 mm
Body type	Fixed clippable onto DIN rail
Detector flush mounting acceptance	Flush mountable
Material	Plastic
Enclosure material	PBT
Type of output signal	Discrete
Wiring technique	3-wire
Discrete output function	1 NO
Output circuit type	DC
Discrete output type	PNP
Electrical connection	cable
Cable length	2 m
[Us] rated supply voltage	12...24 V DC with reverse polarity protection
Switching capacity in mA	<= 100 mA DC with overload and short-circuit protection
IP degree of protection	IP68 double insulation conforming to IEC 60529

Complementary

Detection face	Frontal
Front material	PBT
Operating zone	0...32 mm
Differential travel	1...15% of Sr
Cable composition	3 x 0.34 mm ²
Wire insulation material	PvR
Status LED	Output state: 1 LED (yellow)
Supply voltage limits	10...36 V DC
Switching frequency	<= 100 Hz
Maximum voltage drop	<2 V (closed)
Current consumption	<= 10 mA no-load
Maximum delay first up	30 ms
Maximum delay response	5 ms
Maximum delay recovery	35 ms
Marking	CE
Depth	40 mm
Height	80 mm
Width	80 mm

Environment

Product certifications	C-Tick UL CSA
Ambient air temperature for operation	-25...70 °C
Ambient air temperature for storage	-40...85 °C
Vibration resistance	25 gn amplitude = +/- 2 mm (f = 10...55 Hz) conforming to IEC 60068-2-6
Shock resistance	50 gn for 11 ms conforming to IEC 60068-2-27

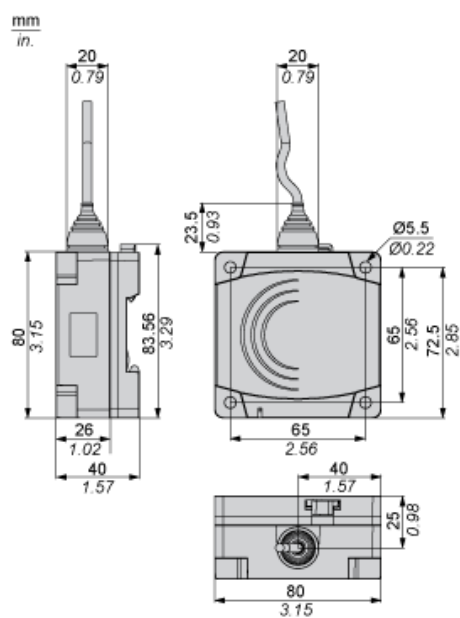
Packing Units

Package 1 Weight	0.428 kg
Package 1 Height	0.670 dm
Package 1 width	0.970 dm
Package 1 Length	1.320 dm

Contractual warranty

Warranty	18 months
----------	-----------

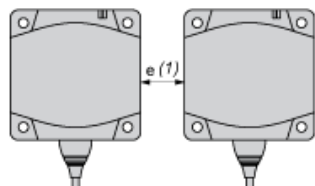
Dimensions



Setting-up

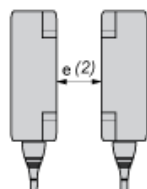
Minimum Mounting Distances (mm)

Side by Side



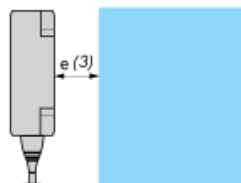
$e (1) \geq 120$

Face to Face



$e (2) \geq 300$

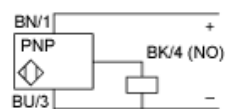
Facing a Metal Object



$e (3) \geq 120$

Wiring Schemes

PNP



BU : Blue
BN : Brown
BK : Black