

XUM4ANSBM8

PHOTOELECTRIC SENSOR MINIATURE DIFFUSE SN 100MM NPN CONNECTOR M8

Product Life Status : **COMMERCIALIZED**

TODAY
FEB 22, 2021

End of Commercialization
JUN 03, 2021



Main

Range of product	OsiSense XU
Series name	General purpose single mode
Electronic sensor type	Photo-electric sensor
Sensor name	XUM
Sensor design	Miniature
Detection system	Diffuse
Material	Plastic
Type of output signal	Discrete
Supply circuit type	DC
Wiring technique	3-wire
Discrete output type	NPN
Discrete output function	1 NO or 1 NC programmable
Electrical connection	Male connector M8, 4 pins
Emission	Infrared diffuse
[Sn] nominal sensing distance	0.1 m

Product Life Status : **COMMERCIALIZED**

FEB 22, 2021

End of Commercialization
JUN 03, 2021

Complementary

Enclosure material	PBT
Lens material	Modified polyarylate
Output type	Solid state
Wire insulation material	PVC
Status LED	Stability: 1 LED (green) Output state: 1 LED (orange)
[Us] rated supply voltage	12...24 V DC with reverse polarity protection
Supply voltage limits	10.2...26.4 V DC
Switching capacity in mA	<= 50 mA with overload and short-circuit protection
Switching frequency	<= 500 Hz
Maximum voltage drop	<2 V
Current consumption	17 mA no-load
Maximum delay first up	100 ms
Maximum delay response	1 ms
Maximum delay recovery	1 ms
Setting-up	Sensitivity adjustment by pushbutton

Depth	20 mm
Height	34 mm
Width	11 mm
Net weight	0.01 kg




Environment

Product certifications	CE UL RCM
Ambient air temperature for operation	-30...55 °C
Ambient air temperature for storage	-40...70 °C
Vibration resistance	+/- 1.5 mm (f = 10...55 Hz) 2 hours in each direction X, Y and Z conforming to IEC 60068-2-6
Shock resistance	500 m/s ² for X, Y, Z directions for 10 cycles (approx. 100 min) conforming to IEC 60068-2-27
IP degree of protection	IP67 conforming to IEC 60529

Packing Units

Unit Type of Package 1	PCE
Number of Units in Package 1	1
Package 1 Weight	10 g
Package 1 Height	1.1 cm
Package 1 width	3.5 cm
Package 1 Length	2 cm

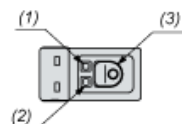
Offer Sustainability

REACH Regulation	 REACH Declaration
EU RoHS Directive	Compliant  EU RoHS Declaration
Mercury free	Yes
RoHS exemption information	 Yes

Dimensions

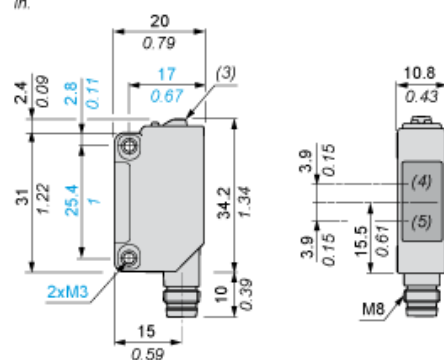
Connector Version

Description



Dimensions

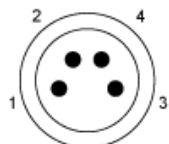
mm
in.



- (1) Output indicator (orange)
- (2) Stability indicator (green)
- (3) Setting pushbutton
- (4) Reception
- (5) Transmission

Connections and Schema

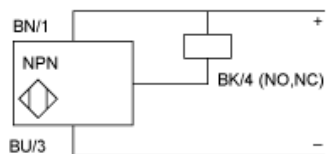
M8 Connector



- 3 : (-)
- 1 : (+)
- 4 : OUT/Output

Connections and Schema

NPN



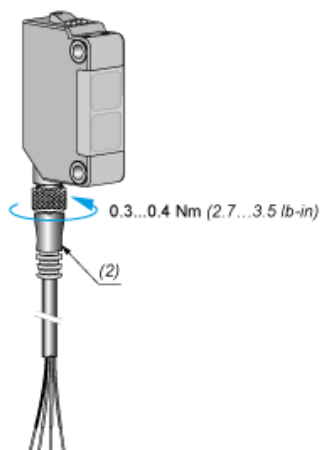
- BN : Brown
- BU : Blue
- BK : Black

Mounting and Clearance

Tightening Torques



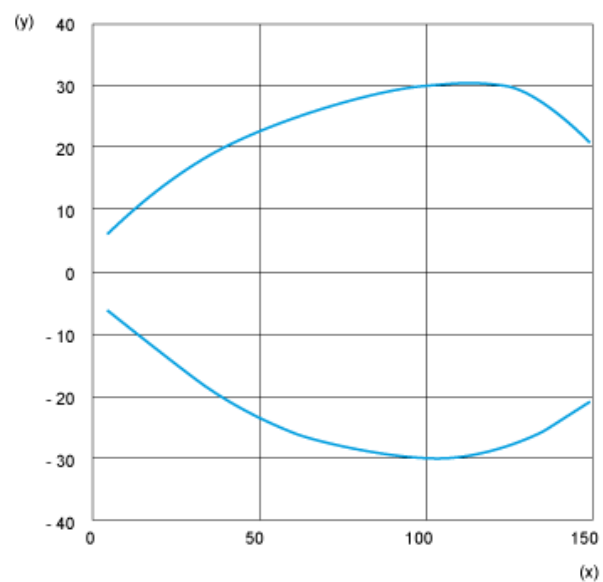
(1) Base mounting fixing bracket



(2) Pre-wired M8 connector

Performance Curves

Diffuse System



(y) Detection area in mm
(x) Distance in mm