



Control interface unit IC-KP2-1HB6-2V15B

- LED status indicator of bus communication and read/write head

Control interface unit IDENTControl Compact with interface for PROFIBUS DP



Function

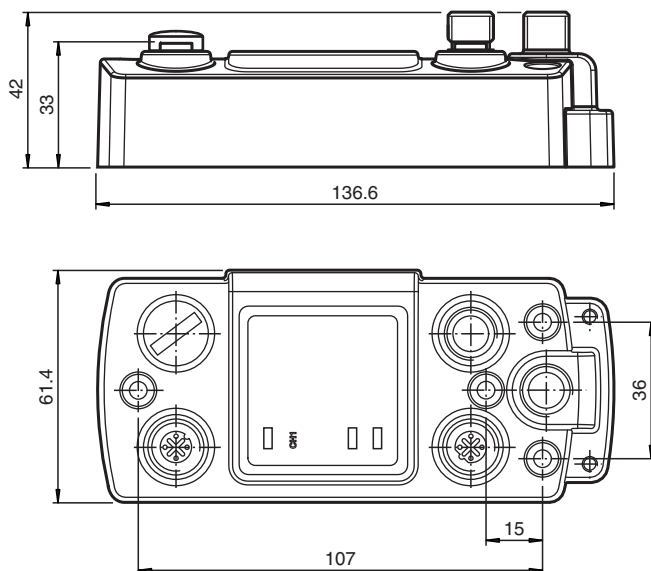
The RFID identification system IDENTControl Compact from Pepperl+Fuchs offers a vast number of benefits compared to other systems, thanks to its innovative design. The control interfaces IDENTControl and IDENTControl Compact make up the core of the system.

With its integrated interfaces to all commercially available fieldbus systems such as PROFIBUS, PROFINET, Ethernet, EtherCAT, CC-Link, serial connections (RS 232 or RS 485) and numerous connection options for read/write heads available for frequency ranges LF, HF and UHF, the IDENTControl Compact control interface can be easily and flexibly adapted to your requirements.

LEDs on the front of the housing indicate bus communication, connected read/write heads and active read/write commands. Reliability of the application is further increased by using trigger sensors.

The system is equally suited for use in control cabinets and field use in IP67. The interface to the higher-level fieldbus is integrated in the housing, and all connections are designed such that they are pluggable. This enables simple installation and quick, problem-free replacement in case of device failure. The consistent EMC design, with metal housing, grounding and shielded wires, offers a high degree of reliability.

Dimensions



Release date: 2020-05-11 Date of issue: 2020-05-11 Filename: 223271_eng.pdf

Refer to "General Notes Relating to Pepperl+Fuchs Product Information".

Pepperl+Fuchs Group
www.pepperl-fuchs.com

USA: +1 330 486 0001
fa-info@us.pepperl-fuchs.com

Germany: +49 621 776 1111
fa-info@de.pepperl-fuchs.com

Singapore: +65 6779 9091
fa-info@sg.pepperl-fuchs.com

PEPPERL+FUCHS

Technical Data

General specifications

Number of read/write heads	max. 1
UL File Number	E87056

Functional safety related parameters

MTTF _d	140 a
Mission Time (T _M)	10 a
Diagnostic Coverage (DC)	0 %

Indicators/operating means

LED BUS	green: Slave is at state "Data Exchange" red: Bus error
LED 1	Status indicator for read/write head green: command at read/write head active yellow: approx. 1 second long, if command was successfully executed
LED CH1	green: read head detected red: Configuration error
LED PWR/ERR	green: power on red: Hardware fault
Rotary switch	Address setting 00 ... 7E, FF (hexadecimal) BUS Address (high nibble): 0 ... 7, F BUS Address (low nibble): 0 ... F

Electrical specifications

Rated operating voltage	U _e	20 ... 30 V DC, PELV
Ripple		≤ 10 % at 30 V DC
Current consumption		≤ 4 A incl. read/write head
Power consumption	P ₀	2 W Without read/write head
Galvanic isolation		basic insulation acc. to DIN EN 50178, rated insulation voltage of 50 V _{eff}

Interface 1

Interface type	PROFIBUS
Physical	RS-485
Protocol	PROFIBUS DP acc. to EN 50170
Transfer rate	9.6; 19.2; 93.75; 187.5; 500; 1500 kBit/s 3; 6; 12 Mbit/s self-synchronizing

Interface 2

Interface type	PROFIBUS
Physical	RS-485
Protocol	PROFIBUS DP acc. to EN 50170
Transfer rate	9.6; 19.2; 93.75; 187.5; 500; 1500 kBit/s 3; 6; 12 Mbit/s 38.4 kBit/s self-synchronizing

Directive conformity

Electromagnetic compatibility	
Directive 2014/30/EU	EN 61000-6-2 EN 61000-6-4
RoHS	
Directive 2011/65/EU (RoHS)	EN 50581

Standard conformity

Degree of protection	IEC 60529
----------------------	-----------

Ambient conditions

Ambient temperature	-25 ... 70 °C (-13 ... 158 °F)
Storage temperature	-40 ... 85 °C (-40 ... 185 °F)
Climatic conditions	air humidity max. 96 % Salt spray resistant to EN 60068-2-52
Shock and impact resistance	Oscillation (Sine): 5 g, 10 - 1000 Hz to EN 60068-2-6 Shock (Half-sine): 30 g, 11 ms in accordance with EN 60068-2-27

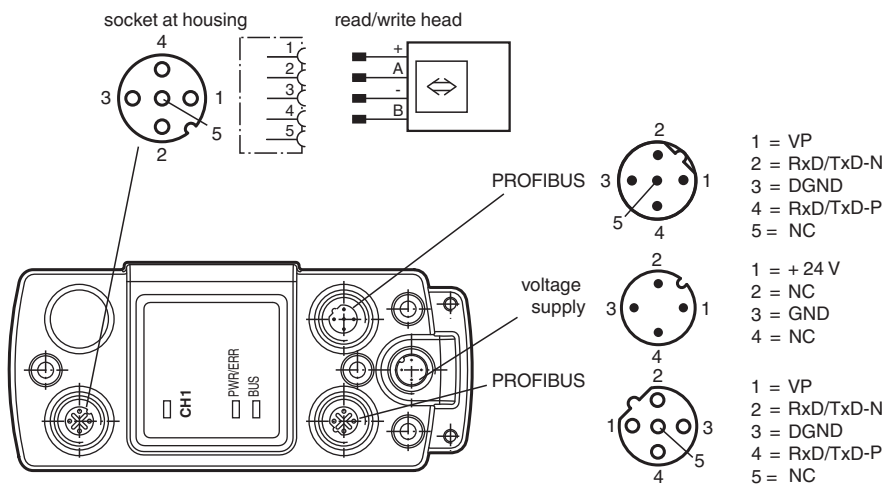
Mechanical specifications

Degree of protection	IP67
Connection	read/write head: M12 plug connection, 4-pin, screened, Power supply: M12 connector Protective earth: M4 earthing screw PROFIBUS: M12 connector, B-coded

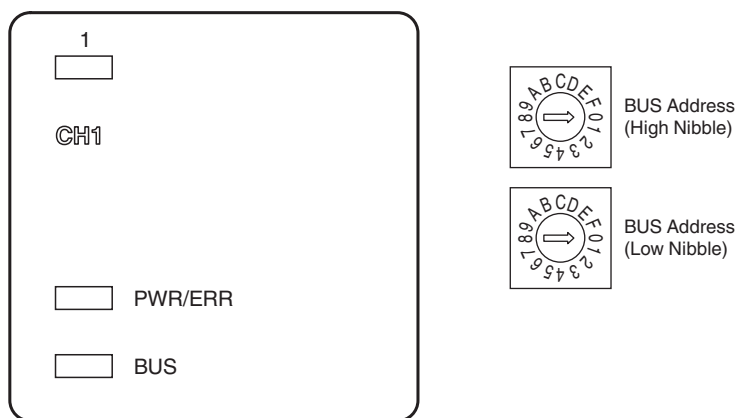
Technical Data

Material	
Housing	powder coated aluminum
Installation	screw fixing
Mass	approx. 300 g

Connection








Assembly



Accessories

	V1-G-2M-PUR-ABG-V1-W	Connecting cable, M12 to M12, PUR cable 4-pin, shielded
	V1-G-10M-PUR-ABG-V1-W	Connecting cable, M12 to M12, PUR cable 4-pin, shielded
	V15B-G-5M-PUR-ABG-V15B-G	PROFIBUS bus cable, M12 to M12, PUR cable
	V15B-G-10M-PUR-ABG-V15B-G	PROFIBUS bus cable, M12 to M12, PUR cable

Accessories

	ICZ-MH05-SACB-8	Mounting aid for DIN rail
	V1-G-5M-PUR-ABG-V1-W	Connecting cable, M12 to M12, PUR cable 4-pin, shielded
	V1-G-5M-PUR-ABG	Female cordset, M12, 4-pin, shielded, PUR cable
	ICZ-3T-0,3M-PUR ABG-V15B-G	Y connection cable for PROFIBUS
	ICZ-2T/TR-0,2M-PUR ABG-V15B-G	Terminal cable for PROFIBUS with terminal resistor