



## Laser light sensor VLM350-F280-2E2-1000

- Intelligent exposure time control
- Laser class 1, eyesafe
- Data Matrix control codes for parameterization

Laser light sensor for profile matching; Resolution: 752 x 480 Pixel; Measuring range: X = 40 ... 160 mm, Z = 60 ... 350 mm; Scan rate: 10 s-1; 2 digital outputs, RS-485 interface



### Function

The SmartRunner Matcher compares current height profiles with a previously taught-in height profile. The Matcher is based on innovative SmartRunner technology and combines the light section method for detecting height profiles with a 2-D vision sensor. The light section method involves projecting a laser line onto an object. This is then detected by a camera at a specific angle. A height profile is then created using the triangulation principle. This innovative laser technology provides reliable measurements on different surfaces.

### Safety Information

#### CLASS 1 LASER PRODUCT

IEC 60825-1: 2007 certified.

Complies with 21 CFR  
1040.10 and 1040.11 except  
for deviations pursuant to  
Laser Notice No. 50,  
dated June 24, 2007

Release date: 2020-04-27 Date of issue: 2020-04-27 Filename: 284586-100001\_eng.pdf

Refer to "General Notes Relating to Pepperl+Fuchs Product Information".

Pepperl+Fuchs Group  
www.pepperl-fuchs.com

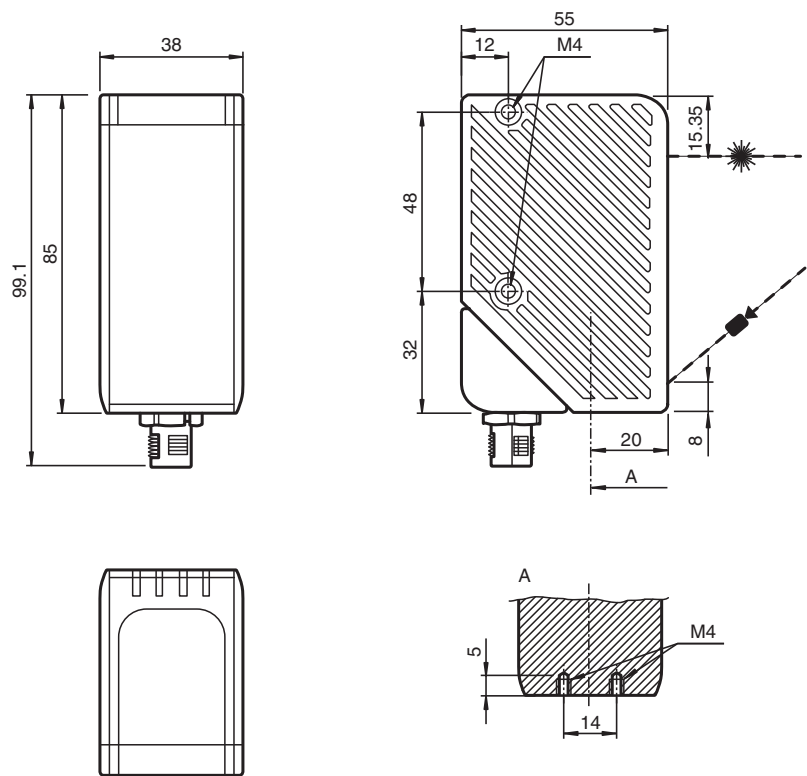
USA: +1 330 486 0001  
fa-info@us.pepperl-fuchs.com

Germany: +49 621 776 1111  
fa-info@de.pepperl-fuchs.com

Singapore: +65 6779 9091  
fa-info@sg.pepperl-fuchs.com

 **PEPPERL+FUCHS**

Dimensions



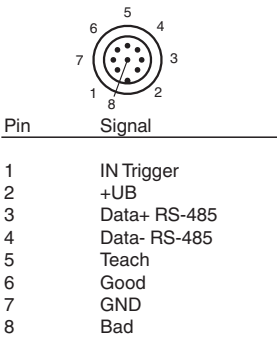
Technical Data

<b>General specifications</b>	
Measurement range	X = 40 ... 160 mm ; Z = 60 ... 350 mm
Light source	laser diode
Light type	red laser + Integrated LED lightning red 650 nm
Laser nominal ratings	
Note	VISIBLE LASER RADIATION , DO NOT STARE INTO BEAM DO NOT VIEW DIRECTLY WITH OPTICAL INSTRUMENTS
Laser class	1
Wave length	Measurement laser: 660 nm
Pulse length	Measurement laser: 0.5 ms
Maximum optical power output	Measurement laser: 15 mW
Laser monitoring	The safety system switches off the laser when the laser current is too high
Scan rate	10 s <sup>-1</sup>
Resolution	X > 0.44 mm ; Z > 0.4 mm at 60 mm read distance
<b>Functional safety related parameters</b>	
MTTF <sub>d</sub>	20 a
Mission Time (T <sub>M</sub> )	10 a
Diagnostic Coverage (DC)	0 %
<b>Indicators/operating means</b>	
Operation indicator	LED green
Diagnostics indicator	LED yellow / red
Function indicator	Trigger: LED yellow ; object detected : LED red / green

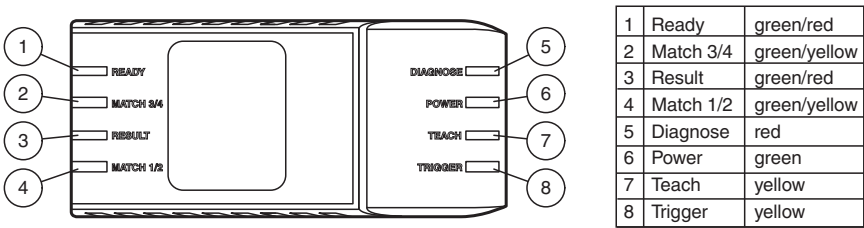
## Technical Data

Control elements		2 push-buttons
Electrical specifications		
Operating voltage	U <sub>B</sub>	24 V ± 20 % , PELV
No-load supply current	I <sub>0</sub>	max. 250 mA
Power consumption	P <sub>0</sub>	max. 6 W , Outputs without load
Interface		
Interface type		RS 485 interface
Physical		Switchable terminal resistor
Protocol		binary code
Transfer rate		38400 ... 230400 Bit/s
Input		
Input voltage		24 V
Number/Type		External triggering + 1 Input
Switching threshold		low: < 2.5 V, high: > 8 V
Output		
Number/Type		2 digital outputs
Switching type		PNP
Switching voltage		24 V
Switching current		150 mA each output
Compliance with standards and directives		
Standard conformity		
Noise immunity		EN 61000-6-2:2005
Emitted interference		EN 61000-6-4:2007/A1:2011
Degree of protection		EN 60529
Shock and impact resistance		EN 60068-2-27:2009
Laser class		IEC 60825-1:2007
Approvals and certificates		
CCC approval		CCC approval / marking not required for products rated ≤36 V
Approvals		CE
Ambient conditions		
Operating temperature		-20 ... 45 °C (-4 ... 113 °F) , (noncondensing; prevent icing on the lens!)
Storage temperature		-20 ... 70 °C (-4 ... 158 °F)
Mechanical specifications		
Degree of protection		IP67
Connection		8-pin, M12 x 1 connector ( supply + RS485 + Inputs/Outputs ) ; can be rotated 90° ; Grounding : Grounding clip for PCV system
Material		
Housing		PC/ABS
Optical face		Plastic pane
Mass		approx. 125 g
Tightening torque, fastening screws		max. 2 Nm
General information		
Note		<b>Security Instructions:</b> - Read the operating instructions before attempting commissioning - Installation, connection and adjustments should only be undertaken by specialist personnel - Not a safety component in accordance with the EU Machinery Directive

Connection



Assembly

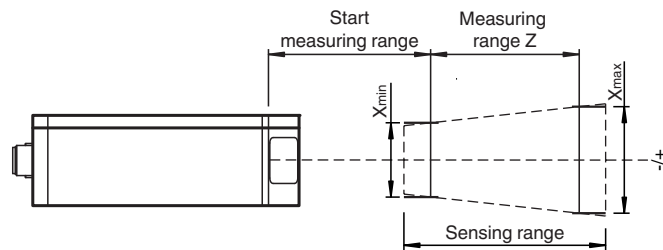


Accessories

	V19-G-5M-PUR-ABG	Female cordset, M12, 8-pin, shielded, PUR cable
	VLX-MB2	Mounting bracket
	VLX-MB1	Mounting bracket
	PCV-USB-RS485-Converter Set	USB to RS 485 interface converter
	V19-G-BK0,6M-PUR-U-V1-G-SRMAT	Cordset for SmartRunner Matcher, M12 to M12, 8/4-pin, PUR cable
	VLX-F231-B6	Interface module with PROFIBUS interface for SmartRunner
	VLX-F231-B17	Interface module with PROFINET interface for SmartRunner
	VLX-F231-B21	Interface module with EtherCAT interface for SmartRunner
	VLX-F231-B25	Interface module with EtherNet/IP interface for SmartRunner

## Installation Conditions


### Measuring range



## Accessories

Other suitable accessories can be found at [www.pepperl-fuchs.com](http://www.pepperl-fuchs.com)

## Safety Information



**LASERLICHT  
LASER LIGHT**

**LASER KLASSE 1  
CLASS 1 LASER PRODUCT**

## Safety Information

### Laser Class 1 Information

The irradiation can lead to irritation especially in a dark environment. Do not point at people!

Maintenance and repairs should only be carried out by authorized service personnel!

Attach the device so that the warning is clearly visible and readable.

The warning accompanies the device and should be attached in immediate proximity to the device.

Caution – Use of controls or adjustments or performance of procedures other than those specified herein may result in hazardous radiation exposure.