

# XS2N30NC410

inductive sensor XS2 M30 - L41mm - brass -  
Sn15mm - 12..24VDC - cable 2m



## Main

Range of product	OsiSense XS
Series name	General purpose
Sensor type	Inductive proximity sensor
Sensor name	XS2
Sensor design	Cylindrical M30
Size	41 mm
Body type	Fixed
Detector flush mounting acceptance	Non flush mountable
Material	Metal
Type of output signal	Discrete
Wiring technique	4-wire
[Sn] nominal sensing distance	15 mm
Discrete output function	1 NO + 1 NC
Output circuit type	DC
Discrete output type	NPN
Electrical connection	Cable
Cable length	2 m
[Us] rated supply voltage	12...24 V DC with reverse polarity protection
Switching capacity in mA	<= 200 mA with overload and short-circuit protection
IP degree of protection	IP68 double insulation conforming to IEC 60529

## Complementary

Thread type	M30 x 1.5
Detection face	Frontal
Front material	PPS
Enclosure material	Nickel plated brass
Operating zone	0...12 mm
Differential travel	1...15% of Sr
Cable composition	4 x 0.22 mm <sup>2</sup>
Wire insulation material	PvR
Status LED	Output state: 1 LED (yellow)
Supply voltage limits	10...36 V DC
Switching frequency	<= 1000 Hz
Maximum voltage drop	<2 V (closed)
Current consumption	0...10 mA no-load
Maximum delay first up	5 ms
Maximum delay response	0.3 ms
Maximum delay recovery	0.7 ms
Marking	CE
Threaded length	19 mm
Length	41 mm
Net weight	0.16 kg

## Environment

Product certifications	CSA UL
Ambient air temperature for operation	-25...70 °C
Ambient air temperature for storage	-40...85 °C
Vibration resistance	25 gn amplitude = +/- 2 mm (f = 10...55 Hz) conforming to IEC 60068-2-6
Shock resistance	50 gn for 11 ms conforming to IEC 60068-2-27

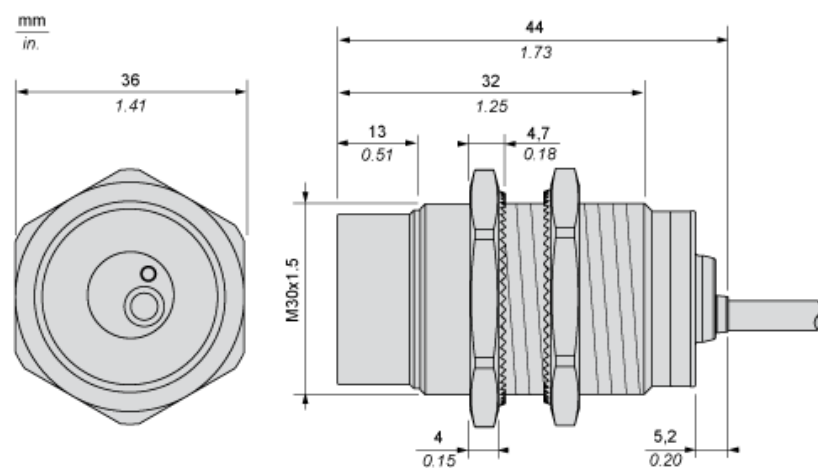
## Packing Units

Package 1 Weight	0.195 kg
Package 1 Height	0.450 dm
Package 1 width	0.800 dm
Package 1 Length	1.480 dm

## Contractual warranty

Warranty	18 months
----------	-----------

Dimensions



### Minimum Mounting Distances

Side by side



e (1) 60 mm/2.36 in.

≥

Face to face



e (2) 180 mm/7.09 in.

≥

Facing a metal object



e (3) 45 mm/1.77 in.

≥

Mounted in a metal support

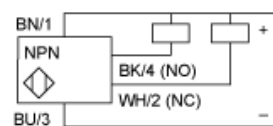


d ≥ 90 mm/3.54 in.

h ≥ 30 mm/1.18 in.

## Wiring Schemes

### NPN 4-wire



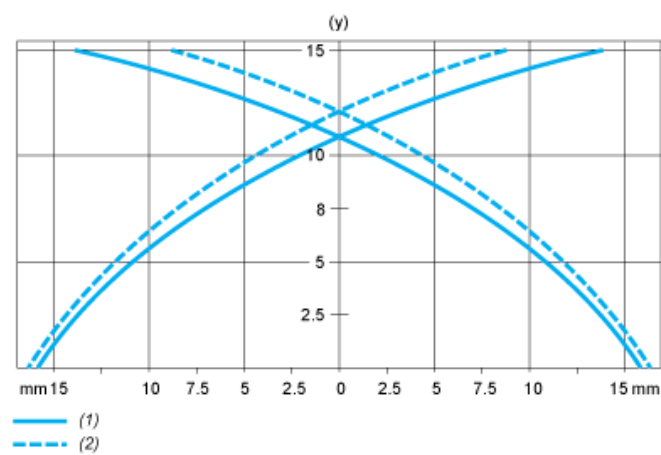
BU : Blue  
BN : Brown  
BK : Black  
WH : White

---

Performance Curves

---

Standard Steel Target : 45x45x1 mm



- (1) Pick-up points  
(2) Drop-out points (object approaching from the side)  
(y) Sensing distance in mm