

XUBLANCNM12

photo-electric sensor - XUB - thru beam - laser
- Sn 100m - 12..24VDC - M12



Main

Range of product	OsiSense XU
Series name	Application material handling
Electronic sensor type	Photo-electric sensor
Sensor name	XUB
Sensor design	Cylindrical M18
Detection system	Thru beam
Material	Plastic
Type of output signal	Discrete
Supply circuit type	DC
Wiring technique	3-wire
Discrete output type	NPN
Discrete output function	1 NO or 1 NC programmable
Electrical connection	1 male connector M12
Emission	Red laser class 1 670 nm conforming to IEC 825-1
[Sn] nominal sensing distance	100 m

Complementary

Enclosure material	PBT
Lens material	PMMA
Blind zone	0 mm
Output type	Solid state
Status LED	Supply on and teaching: 1 LED (green) Stability: 1 LED (red) Output state and alignment aid: 1 LED (yellow)
[Us] rated supply voltage	12...24 V DC with reverse polarity protection
Supply voltage limits	10...30 V DC
Switching capacity in mA	<= 100 mA (overload and short-circuit protection)
Switching frequency	1500 Hz
Maximum voltage drop	<1.5 V (closed state)
Current consumption	25 mA no-load
Maximum power consumption in W	1 W
Maximum delay first up	80 ms
Maximum delay response	0.4 ms
Maximum delay recovery	0.4 ms
Setting-up	With sensitivity adjustment
Net weight	0.078 kg
Kit composition	Transmitter + receiver XUBLAKCNM12T + XUBLANCNM12R

Environment

Product certifications	CSA UL CE
Ambient air temperature for operation	-10...45 °C
Ambient air temperature for storage	-40...70 °C
Vibration resistance	7 gn, amplitude = +/- 0.75 mm (f = 10...55 Hz) conforming to IEC 60068-2-6
Shock resistance	30 gn (duration = 11 ms) conforming to IEC 60068-2-27
IP degree of protection	IP67 conforming to IEC 60529 (double insulation)

Packing Units

Unit Type of Package 1	PCE
Number of Units in Package 1	1
Package 1 Weight	61 g
Package 1 Height	3.6 cm
Package 1 width	7 cm
Package 1 Length	13 cm
Unit Type of Package 2	S01
Number of Units in Package 2	15
Package 2 Weight	1.132 kg
Package 2 Height	15 cm
Package 2 width	15 cm
Package 2 Length	40 cm

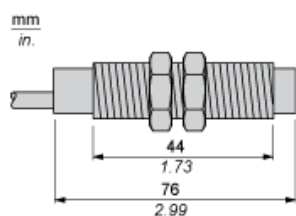
Offer Sustainability

Sustainable offer status	Green Premium product
REACH Regulation	REACH Declaration
EU RoHS Directive	Pro-active compliance (Product out of EU RoHS legal scope) EU RoHS Declaration
Mercury free	Yes
RoHS exemption information	Yes
Environmental Disclosure	Product Environmental Profile
Circularity Profile	End of Life Information

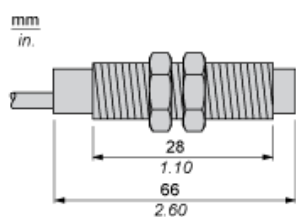
Contractual warranty

Warranty	18 months
----------	-----------

Dimensions

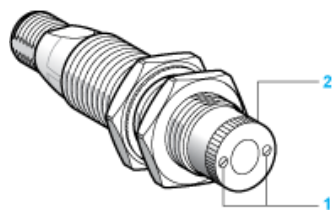


Dimensions



Mounting

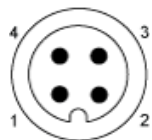
Adjustment



- (1) Adjust the focusing point of the laser beam by rotating the serrated sleeve
- (2) Located on the face of the sensor. Re-tighten fixing screws

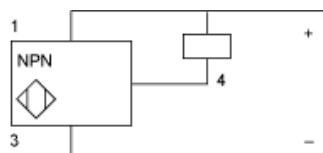
Wiring Schemes

M12 Connector

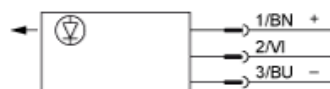


- 1 : (+)
- 2 : Beam break input
- 3 : (-)
- 4 : OUT/Output

NPN



Transmitter



BN : Brown

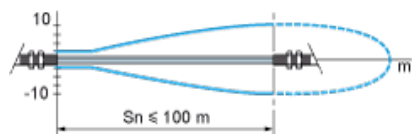
BU : Blue

Input Not connected: beam made, connected to (-): beam broken

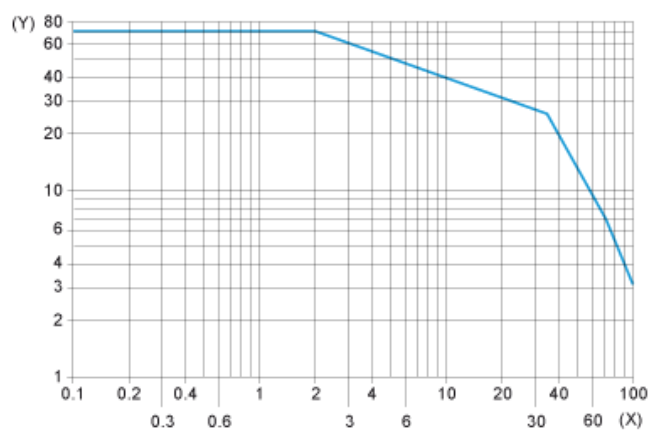
2/VI :

Curves

Detection Curve (Set to Infinity)



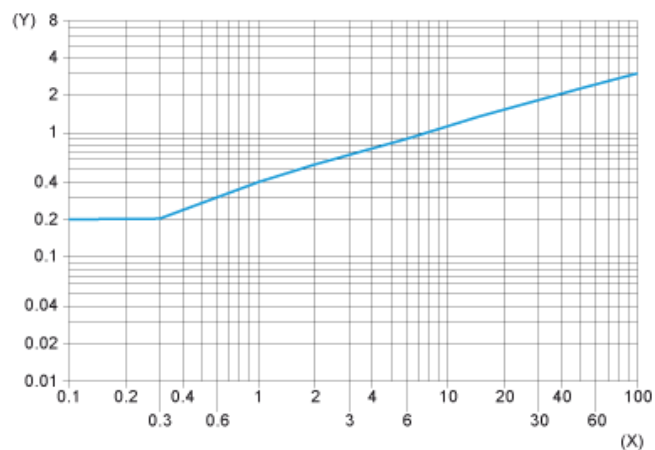
Excess Gain Curve



(X) Distance (m)

(Y) Gain

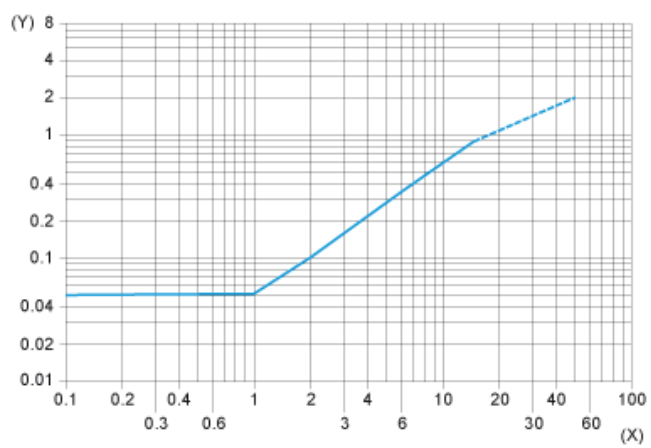
Standard Curve



(X) Distance focusing point (m)

(Y) Minimum size of the object to be detected (mm)

Detection Limit Curve



(X) Distance focusing point (m)

(Y) Minimum size of the object to be detected (mm)