

XUK0AKSAM12T

photo-electric sensor - XUK - emitter -
12..24VDC - M12



Main

Range of product	OsiSense XU
Series name	General purpose multimode
Electronic sensor type	Photo-electric sensor transmitter
Sensor name	XUK
Sensor design	Compact 50 x 50
Detection system	Thru beam
Material	Plastic
Supply circuit type	DC
Wiring technique	3-wire
Electrical connection	1 male connector M12, 4 pins
Product specific application	-
Emission	Infrared thru beam
[Sn] nominal sensing distance	30 m thru beam need a receiver

Complementary

Enclosure material	PBT
Lens material	PMMA
Maximum sensing distance	35 m thru beam
Add on input	Test by emission breaking
Status LED	1 LED (green) for supply on
[Us] rated supply voltage	12...24 V DC with reverse polarity protection
Supply voltage limits	10...36 V DC
Switching capacity in mA	<= 100 mA (overload and short-circuit protection)
Switching frequency	<= 250 Hz
Maximum voltage drop	<1.5 V (closed state)
Current consumption	20 mA no-load
Maximum delay first up	300 ms
Maximum delay response	2 ms
Maximum delay recovery	2 ms
Setting-up	Without sensitivity adjustment
Depth	50 mm
Height	50 mm
Width	18 mm
Net weight	0.09 kg






Environment

Product certifications	CSA UL CE
Ambient air temperature for operation	-25...55 °C
Ambient air temperature for storage	-40...70 °C
Vibration resistance	7 gn, amplitude = +/- 1.5 mm (f = 10...55 Hz) conforming to IEC 60068-2-6
Shock resistance	30 gn (duration = 11 ms) conforming to IEC 60068-2-27
IP degree of protection	IP65 double insulation conforming to IEC 60529

Packing Units

Package 1 Weight	0.070 kg
Package 1 Height	0.420 dm
Package 1 width	0.960 dm
Package 1 Length	0.670 dm

Offer Sustainability

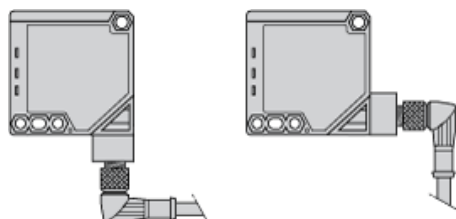
Sustainable offer status	Green Premium product
REACH Regulation	 REACH Declaration
EU RoHS Directive	Pro-active compliance (Product out of EU RoHS legal scope)  EU RoHS Declaration
Mercury free	Yes
RoHS exemption information	 Yes
Environmental Disclosure	 Product Environmental Profile
Circularity Profile	 End of Life Information

Contractual warranty

Warranty	18 months
----------	-----------

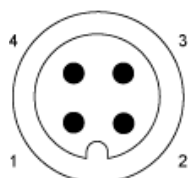
Mounting and Clearance

Possible Orientation of Elbowed Connector



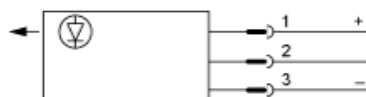
Wiring Schemes

M12 Connector



- 1 : (+)
- 2 : Alarm or beam break input (1)
- 3 : (-)
- 4 : OUT/Output
- (1) Beam break input on thru-beam transmitter only

Thru-beam Transmitter DC



Input 2:

- not connected: beam made
- connected to -: beam broken

Detection Curves

With Thru-beam Accessory (Thru-beam)

