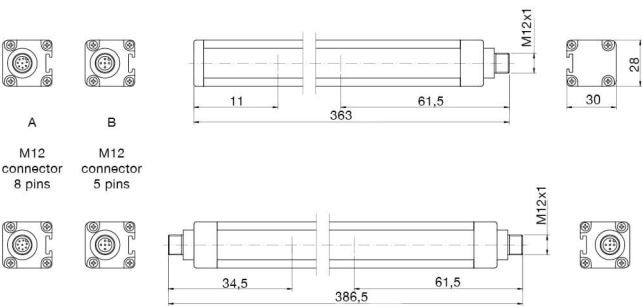




Indicative image



- LIGHT CURTAINS TYPE 4 ACCORDING TO IEC 61496-1 AND IEC 61496-2**
- Compact housing (28 x 30 mm) and no dead zone on cap side
  - Resolution 14 mm for finger protection, 20, 30 , 40 mm for hand protection, 50, 90 mm for presence control and 2, 3, 4 beams for body protection/access control
  - Controlled distance up to: 3, 4, 6, 10, 12 m
  - Base, Standard versions and Master, Slave version to connect up to 3 sets in cascade configuration
  - Selectable Automatic/Manual Restart and EDM integrated functions (Standard models)
  - Selectable controlled distance
  - IP69K protection models (LS4\_K) and models with integrated heating system to reach -25°C operating temperature (LS4\_H)
  - Standard M12 da 5 and 8 poles connectors



**Detection properties**

Nominal sensing distance	≤ 12m
Resolution	30mm
controlled height	310mm
number of rays	16
Effective Aperture Angle	±5°

**Application**

Function Principle	Emitter + Receiver (intermediate slave model)
--------------------	---

## Safety parameters

Type	4
SIL	3
SILCL	3
PL	e
PFHd	8,20E-09
Dcavg	97,00%
MTTFd	100
CFF	80%

## Outputs

Output type	2 x PNP-N0 (OSSD safety output)
Response time	5,5ms
Response Time (Master + Slave)	$T = [0,11 \cdot (T_{slave} + T_{master}) + 0,9376] \cdot 2$
Response Time (Master + 2 Slave)	$T = [0,11 \cdot (T_{slave1} + T_{slave2} + T_{master}) + 1,0508] \cdot 2$

## Electrical data

Operating Voltage	19,2 ... 28,8 Vcc
Load current	$\leq 400\text{mA}$
Time delay before availability	2s
Interference to external light	according to IEC 61496-2
Power Consumption - Receiver	2W (no load)
Power Consumption - Emitter	1W
Equivalent Resistive Load	$\geq 60 \Omega$
Capacitive Load	$\geq 0,82 \mu\text{F}$
Cabel Length (Power Supply/Output)	$\leq 100\text{m}$
Cable Length for Master Slave Interconnections	$\leq 50\text{m}$

## Mechanical data

Dimensions	28mm (front) x 30mm
Connections	2 x M12-5 poles (emitter) 2 x M12 5 poles (receiver)
Operating temperature	-10°C ÷ +55°C (no condensation)
Storage temperature	-25°C ÷ +70°C (no condensation)
humidity	95% (no condensation)

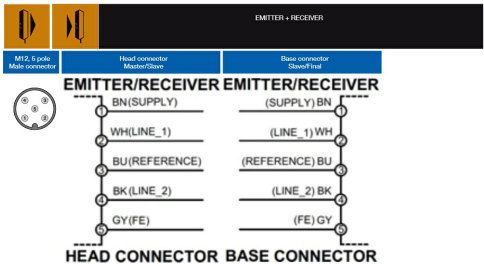
## Test/Approvals

Approvals	CE, cULus, TÜV
EMC compatibility	According to 2014/30/EU Directive
Shocks and vibrations	according to IEC 61496-1
Degree of protection	IP65, IP67

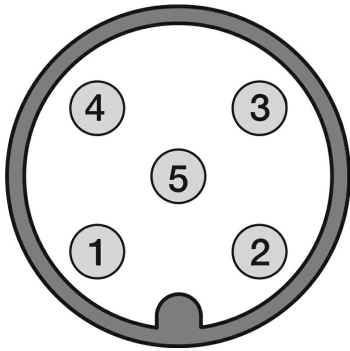
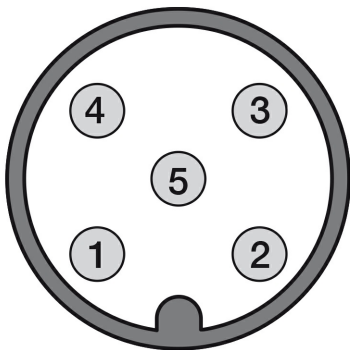
Accessories

Supplied Accessories	ST 204 4S
Generical Data	
Dimensions	28mm (front)x 30mm
Operating Temperature	-10°C ÷ +55°C (no condensation)
Humidity	95% (no condensation)
Mechanical Protection	IP65, IP67

ELECTRICAL DIAGRAMS OF THE CONNECTIONS



CONNECTOR



---

**Datasensing S.r.l.**

Strada S.Caterina, 235  
41122 Modena (MO)  
Tel. 059 420411  
Fax 059 253973  
E-mail [info@datasensing.com](mailto:info@datasensing.com)

**date of printing**

29/04/2022 17:37:59