

## Technical data sheet

### Safety light curtain transmitter

Part no.: 68000327  
MLC500T30-2700



Figure can vary

#### Contents

- Technical data
- Dimensioned drawings
- Electrical connection
- Circuit diagrams
- Operation and display
- Suitable receivers
- Part number code
- Notes
- Accessories



## Technical data

### Basic data

|             |                        |
|-------------|------------------------|
| Series      | MLC 500                |
| Device type | Transmitter            |
| Contains    | 2x BT-NC sliding block |
| Application | Hand protection        |

### Functions

|           |  |
|-----------|--|
| Functions | Range reduction<br>Transmission channel changeover |
|-----------|--|

### Characteristic parameters

|                             |                          |
|-----------------------------|--------------------------|
| Type                        | 4, IEC/EN 61496          |
| SIL                         | 3, IEC 61508             |
| SILCL                       | 3, IEC/EN 62061          |
| Mission time T <sub>M</sub> | 20 years, EN ISO 13849-1 |

### Protective field data

|                         |            |
|-------------------------|------------|
| Resolution              | 30 mm      |
| Protective field height | 2,700 mm   |
| Operating range         | 0 ... 10 m |

### Optical data

|                          |   |
|--------------------------|---|
| Synchronization          | Optical between transmitter and receiver  |
| Light source             | LED, Infrared                             |
| LED light wavelength     | 940 nm                                    |
| Transmitted-signal shape | Pulsed                                    |
| LED risk group           | Exempt group (in acc. with EN 62471:2008) |

### Electrical data

|                    |   |
|--------------------|---|
| Protective circuit | Overvoltage protection<br>Short circuit protected |
|--------------------|---|

### Performance data

|                               |                        |
|-------------------------------|------------------------|
| Supply voltage U <sub>B</sub> | 24 V, DC, -20 ... 20 % |
| Current consumption, max.     | 50 mA                  |
| Fuse                          | 2 A semi time-lag      |

### Inputs

|                                    |            |
|------------------------------------|------------|
| Number of digital switching inputs | 1 Piece(s) |
|------------------------------------|------------|

### Switching inputs

|                              |                         |
|------------------------------|-------------------------|
| Type                         | Digital switching input |
| Switching voltage high, min. | 18 V                    |
| Switching voltage low, max.  | 2.5 V                   |
| Switching voltage, typ.      | 22.5 V                  |
| Voltage type                 | DC                      |

### Connection

|                       |            |
|-----------------------|------------|
| Number of connections | 1 Piece(s) |
|-----------------------|------------|

### Connection 1

|                    |                   |
|--------------------|-------------------|
| Function           | Machine interface |
| Type of connection | Connector         |
| Thread size        | M12               |
| Material           | Metal             |
| No. of pins        | 5 -pin            |

### Cable properties

|  |                      |
|--|----------------------|
| Permissible conductor cross section, typ.  | 0.25 mm <sup>2</sup> |
| Length of connection cable, max.           | 100 m                |
| Permissible cable resistance to load, max. | 200 Ω                |

### Mechanical data

|                       |  |
|-----------------------|--|
| Dimension (W x H x L) | 29 mm x 2,766 mm x 35.4 mm   |
| Housing material      | Metal, Aluminum  |
| Lens cover material   | Plastic / PMMA   |
| Material of end caps  | Diecast zinc   |
| Net weight            | 2,850 g  |
| Housing color         | Yellow, RAL 1021   |
| Type of fastening     | Groove mounting<br>Mounting bracket<br>Mounting on Device Column<br>Swivel mount |

### Operation and display

|                 |            |
|-----------------|------------|
| Type of display | LED        |
| Number of LEDs  | 2 Piece(s) |

### Environmental data

|                                    |               |
|------------------------------------|---------------|
| Ambient temperature, operation     | -30 ... 55 °C |
| Ambient temperature, storage       | -30 ... 70 °C |
| Relative humidity (non-condensing) | 0 ... 95 %    |

### Certifications

|                      |  |
|----------------------|--|
| Degree of protection | IP 65  |
| Protection class     | III  |
| Certifications       | c CSA US<br>c TÜV NRTL US<br>S Mark<br>TÜV Süd |
| Vibration resistance | 50 m/s <sup>2</sup>                            |
| Shock resistance     | 100 m/s <sup>2</sup>                           |
| US patents           | US 6,418,546 B                                 |

### Classification

|                       |          |
|-----------------------|----------|
| Customs tariff number | 85365019 |
| eCl@ss 8.0            | 27272704 |
| eCl@ss 9.0            | 27272704 |
| ETIM 5.0              | EC002549 |
| ETIM 6.0              | EC002549 |

Dimensioned drawings

All dimensions in millimeters

Calculation of the effective protective field height  $H_{PFE} = H_{PFN} + B + C$



- $H_{PFE}$  Effective protective field height = 2728 mm

$H_{PFN}$  Nominal protective field height = 2700 mm

A Total height = 2766 mm

B 19 mm
- C 9 mm

R Effective protective field height  $H_{PFE}$  goes beyond the dimensions of the optics area to the outer borders of the circles labeled with R.

Electrical connection

Connection 1

|                    |                   |
|--------------------|-------------------|
| Function           | Machine interface |
| Type of connection | Connector         |
| Thread size        | M12               |
| Type               | Male              |
| Material           | Metal             |
| No. of pins        | 5 -pin            |
| Encoding           | A-coded           |
| Connector housing  | FE/SHIELD         |

| Pin | Pin assignment | Conductor color |
|-----|----------------|-----------------|
| 1   | VIN1           | Brown           |
| 2   | n.c.           | White           |
| 3   | VIN2           | Blue            |
| 4   | RNG            | Black           |
| 5   | FE/SHIELD      | Gray            |

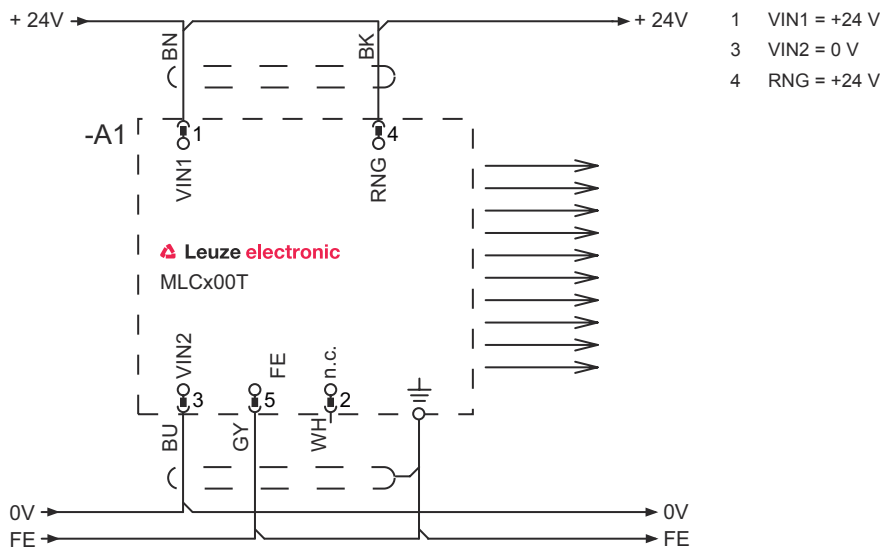


## Circuit diagrams

### Transmission channel C1, reduced range

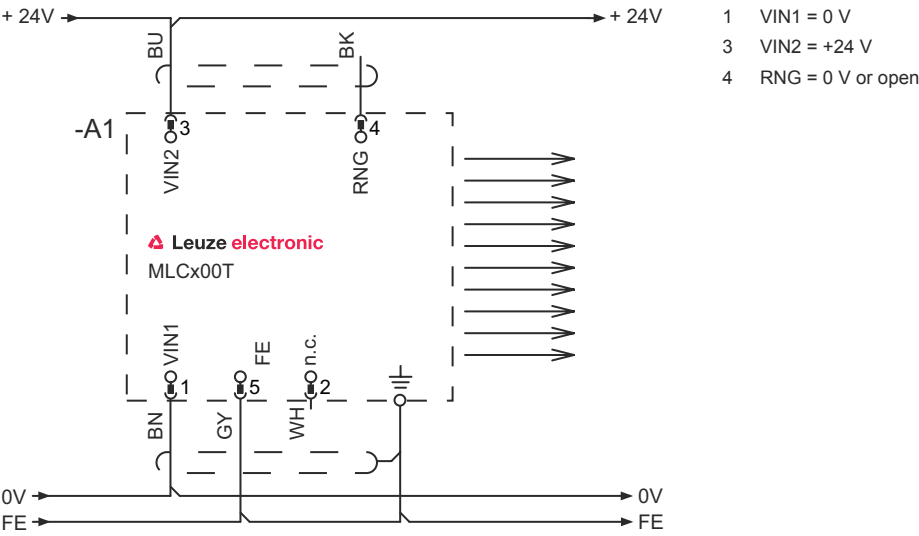


### Transmission channel C1, standard range

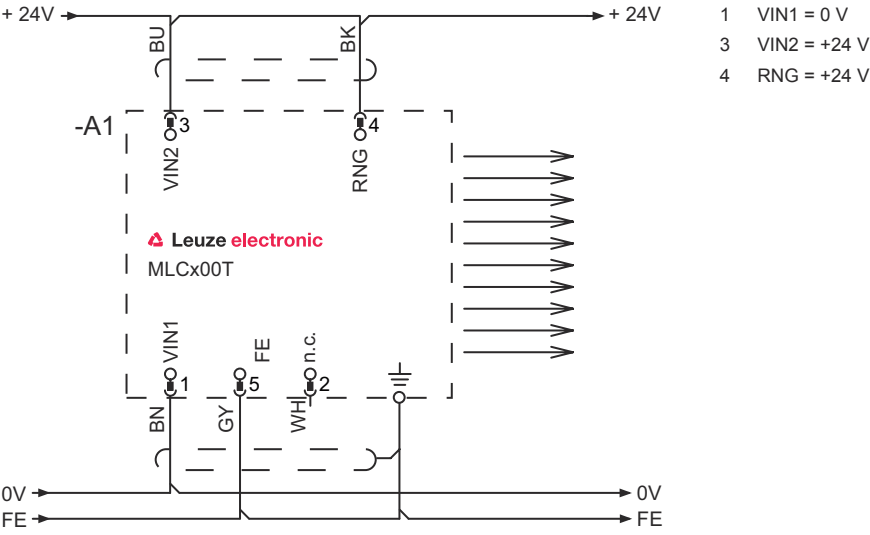


Circuit diagrams

Transmission channel C2, reduced range



Transmission channel C2, standard range



Operation and display

| LED | Display                                       | Meaning                                       |
|-----|---|---|
| 1   | Off   | Device switched off                           |
|     | Red, continuous light                         | Device error                                  |
|     | Green, continuous light                       | Normal operation                              |
| 2   | Green, flashing, 10 s long after switching on | Reduced range selected by the wiring of pin 4 |
|     | Off   | Transmission channel C1                       |
|     | Green, continuous light                       | Transmission channel C2                       |

## Suitable receivers

| Part no. | Designation        | Article                       | Description  |
|----------|--------------------|-------------------------------|--|
| 68001327 | MLC510R30-2700     | Safety light curtain receiver | Resolution: 30 mm<br>Protective field height: 2,700 mm<br>Response time: 24 ms<br>Connection: Connector, M12, Metal, 5 -pin<br>Function package: Basic                 |
| 68002327 | MLC520R30-2700     | Safety light curtain receiver | Resolution: 30 mm<br>Protective field height: 2,700 mm<br>Response time: 24 ms<br>Connection: Connector, M12, Metal, 8 -pin<br>Function package: Standard              |
| 68003327 | MLC530R30-2700     | Safety light curtain receiver | Resolution: 30 mm<br>Protective field height: 2,700 mm<br>Response time: 24 ms<br>Connection: Connector, M12, Metal, 8 -pin<br>Function package: Extended              |
| 68009327 | MLC530R30-2700-SPG | Safety light curtain receiver | Resolution: 30 mm<br>Protective field height: 2,700 mm<br>Response time: 100 ms<br>Connection: Connector, M12, Metal, 8 -pin<br>Function package: Smart Process Gating |

## Part number code

Part designation: **MLCxyy-za-hhhh-ei-ooo****MLC**      **Safety light curtain**

|             |   |
|-------------|---|
| <b>x</b>    | <b>Series</b><br>3: MLC 300<br>5: MLC 500   |
| <b>yy</b>   | <b>Function classes</b><br>00: transmitter<br>01: transmitter (AIDA)<br>02: transmitter with test input<br>10: basic receiver - automatic restart<br>11: basic receiver - automatic restart (AIDA)<br>20: standard receiver - EDM/RES selectable<br>30: extended receiver - blanking/muting |
| <b>z</b>    | <b>Device type</b><br>T: transmitter<br>R: receiver   |
| <b>a</b>    | <b>Resolution</b><br>14: 14 mm<br>20: 20 mm<br>30: 30 mm<br>40: 40 mm<br>90: 90 mm  |
| <b>hhhh</b> | <b>Protective field height</b><br>150 ... 3000: from 150 mm to 3000 mm  |
| <b>e</b>    | <b>Host/Guest (optional)</b><br>H: Host<br>MG: Middle Guest<br>G: Guest   |

## Part number code

**MLC**      **Safety light curtain**

|            |  |
|------------|--|
| <b>i</b>   | <b>Interface (optional)</b><br>/A: AS-i  |
| <b>ooo</b> | <b>Option</b><br>/V: high Vibration-proof<br>EX2: explosion protection (zones 2 + 22)<br>SPG: Smart Process Gating |

### Note



↗ A list with all available device types can be found on the Leuze website at [www.leuze.com](http://www.leuze.com).

## Notes




### Observe intended use!




- ↗ The product may only be put into operation by competent persons.
- ↗ Only use the product in accordance with its intended use.

## Accessories


### Connection technology - Connection cables

|   | Part no. | Designation        | Article          | Description  |
|---|----------|--------------------|------------------|--|
|  | 50133860 | KD S-M12-5A-P1-050 | Connection cable | Connection 1: Connector, M12, Axial, Female, A-coded, 5 -pin<br>Connection 2: Open end<br>Shielded: Yes<br>Cable length: 5,000 mm<br>Sheathing material: PUR |

### Mounting technology - Swivel mounts



|  | Part no. | Designation | Article              | Description   |
|--|----------|-------------|----------------------|---|
|  | 429393   | BT-2HF      | Mounting bracket set | Fastening, at system: Through-hole mounting<br>Mounting bracket, at device: Clampable<br>Type of mounting device: Turning, 360°<br>Material: Metal, Plastic |

### Alignment aids

|  | Part no. | Designation | Article       | Description               |
|--|----------|-------------|---------------|---------------------------|
|  | 520101   | AC-ALM-M    | Alignment aid | Housing material: Plastic |

## Accessories

## Services

|  | Part no. | Designation | Article                                      | Description   |
|--|----------|-------------|--|---|
|  | S981050  | CS40-I-140  | Safety inspection<br>"Safety light barriers" | <p>Details: Checking of a safety light barrier application in accordance with current standards and guidelines. Inclusion of the device and machine data in a database, production of a test log per application.</p> <p>Conditions: It must be possible to stop the machine, support provided by customer's employees and access to the machine for Leuze employees must be ensured.</p> <p>Restrictions: Travel costs and accommodation expenses charged separately and according to expenditure.</p> |
|  | S981046  | CS40-S-140  | Start-up support                             | <p>Details: For safety devices including stopping time measurement and initial inspection.</p> <p>Conditions: Devices and connection cables are already mounted, price not including travel costs and, if applicable, accommodation expenses.</p> <p>Restrictions: Max. 2 h., no mechanical (mounting) and electrical (wiring) work performed, no changes (attachments, wiring, programming) to third-party components in the nearby environment.</p>   |

### Note



🔗 A list with all available accessories can be found on the Leuze website in the Download tab of the article detailed page.