

# XUM9APSBM8

## PHOTOELECTRIC SENSOR MINIATURE REFLEX SN 6M PNP CONNECTOR M8



### Main

Range of product	OsiSense XU
Series name	General purpose single mode
Electronic sensor type	Photo-electric sensor
Sensor name	XUM
Sensor design	Miniature
Detection system	Polarised reflex
Material	Plastic
Type of output signal	Discrete
Supply circuit type	DC
Wiring technique	3-wire
Discrete output type	PNP
Discrete output function	1 NO or 1 NC programmable
Electrical connection	Male connector M8, 4 pins
Emission	Red LED polarised reflex
[Sn] nominal sensing distance	6 m with reflector 50 x 50 mm

### Complementary

Enclosure material	PBT
Lens material	PMMA
Output type	Solid state
Wire insulation material	PVC
Status LED	Stability: 1 LED (green) Output state: 1 LED (yellow)
[Us] rated supply voltage	12...24 V DC with reverse polarity protection
Supply voltage limits	10...30 V DC
Switching capacity in mA	<= 50 mA with short-circuit protection
Switching frequency	<= 500 Hz
Maximum voltage drop	<2 V
Current consumption	30 mA no-load
Maximum delay first up	300 ms
Maximum delay response	1 ms
Setting-up	Sensitivity by potentiometer
Depth	19.5 mm
Height	31.5 mm
Width	10.8 mm
Net weight	0.010 kg




### Environment

Product certifications	UL CE
Ambient air temperature for operation	-25...55 °C
Ambient air temperature for storage	-40...70 °C
Vibration resistance	+/-0.5 mm (f = 10...55 Hz) for every axis conforming to IEC 60068-2-6
Shock resistance	30 gn for every axis conforming to IEC 60068-2-27
IP degree of protection	IP67 conforming to IEC 60529 IP54 conforming to IEC 60529

## Packing Units

Package 1 Weight	10.000 g
Package 1 Height	20.000 mm
Package 1 width	11.000 mm
Package 1 Length	35.000 mm

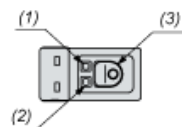
## Offer Sustainability

REACH Regulation	 <a href="#">REACH Declaration</a>
EU RoHS Directive	Compliant  <a href="#">EU RoHS Declaration</a>
Mercury free	Yes
RoHS exemption information	 <a href="#">Yes</a>

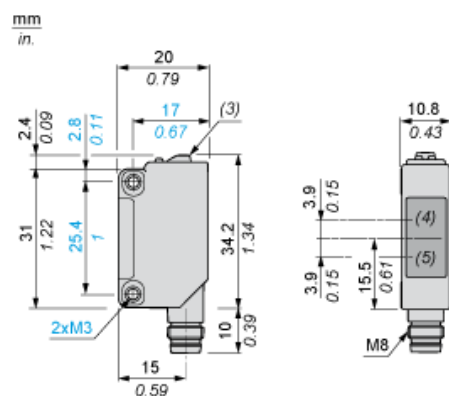
## Dimensions

### Connector Version

#### Description



#### Dimensions



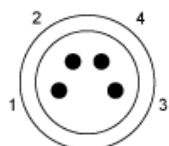
- (1) Output indicator (orange)
- (2) Stability indicator (green)
- (3) Setting pushbutton
- (4) Reception
- (5) Transmission

---

## Connections and Schema

---

### M8 Connector



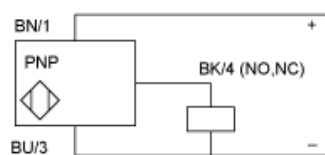
- 3 : (-)
- 1 : (+)
- 4 : OUT/Output

---

## Connections and Schema

---

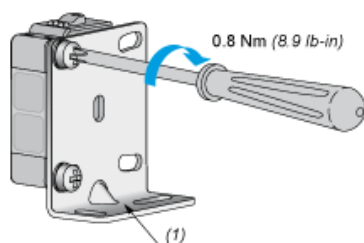
### PNP



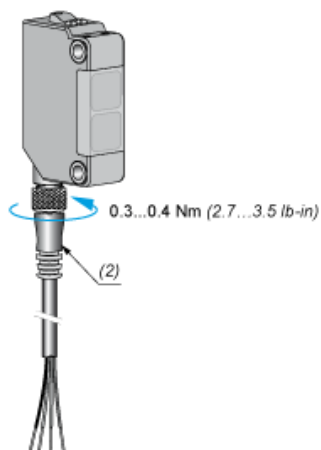
- BN : Brown
- BU : Blue
- BK : Black

## Mounting and Clearance

### Tightening Torques



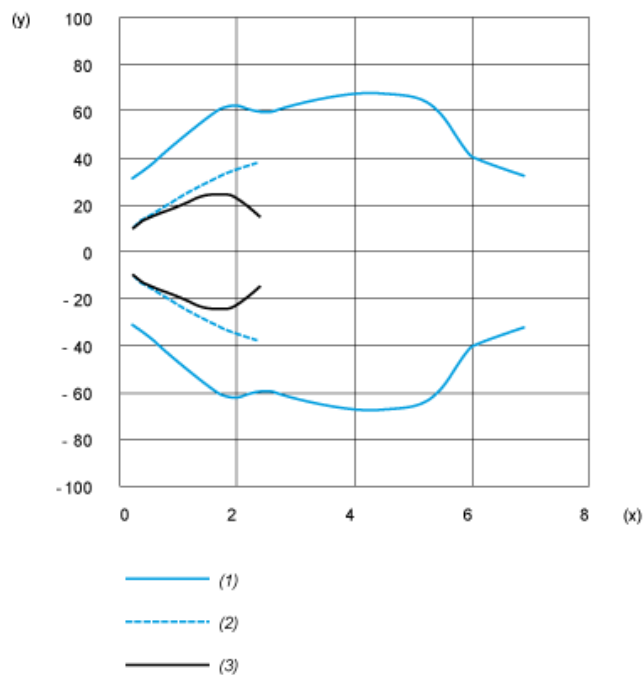
(1) Base mounting fixing bracket



(2) Pre-wired M8 connector

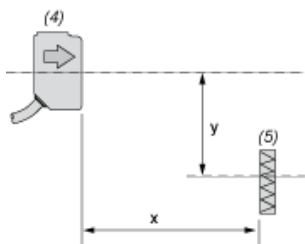
## Performance Curves

### Polarised Reflex System



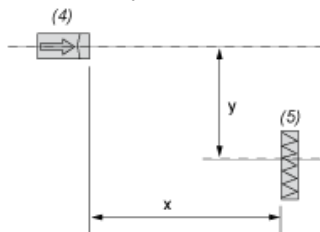
- (1) With XUZC50 reflector
- (2) With XUZC08 reflector (horizontally placed)
- (3) With XUZC08 reflector (vertically placed)
- (y) Parallel movement in mm
- (x) Distance in m

#### With Horizontally Placed Reflector



- (4) Sensor
- (5) Reflector

#### With Vertically Placed Reflector



- (4) Sensor
- (5) Reflector