

## Technical data sheet

## Polarized retro-reflective photoelectric

Part no.: 50133753

PRK3CL1.BA3/4P-200-M12



Figure can vary

### Contents

- Technical data
- Dimensioned drawings
- Electrical connection
- Operation and display
- Reflectors & reflective tapes
- Part number code
- Notes
- Further information
- Accessories



## Technical data

### Basic data

|                     |                      |
|---------------------|----------------------|
| Series              | 3C                   |
| Operating principle | Reflection principle |

### Special version

|                 |                 |
|-----------------|-----------------|
| Special version | Autocollimation |
|-----------------|-----------------|

### Optical data

|                                      |  |
|--------------------------------------|--|
| Operating range                      | Guaranteed operating range             |
| Operating range                      | 0 ... 2 m, With reflector MTKS 50x50.1 |
| Operating range limit                | Typical operating range                |
| Operating range limit                | 0 ... 3 m, With reflector MTKS 50x50.1 |
| Beam path                            | Collimated                             |
| Light source                         | Laser, Red                             |
| Laser light wavelength               | 655 nm                                 |
| Laser class                          | 1, IEC/EN 60825-1:2007                 |
| Max. laser power                     | 0.0017 W                               |
| Transmitted-signal shape             | Pulsed                                 |
| Pulse duration                       | 5.3 µs                                 |
| Light spot size [at sensor distance] | 1 mm [3,000 mm]                        |
| Type of light spot geometry          | Round                                  |
| Shift angle                          | Typ. ± 2°                              |

### Electrical data

|                    |   |
|--------------------|---|
| Protective circuit | Polarity reversal protection<br>Short circuit protected |
|--------------------|---|

### Performance data

|                      |  |
|----------------------|--|
| Supply voltage $U_B$ | 10 ... 30 V, DC, Incl. residual ripple |
| Residual ripple      | 0 ... 15 %, From $U_B$                 |
| Open-circuit current | 0 ... 15 mA                            |

### Outputs

|                                     |            |
|-------------------------------------|------------|
| Number of digital switching outputs | 2 Piece(s) |
|-------------------------------------|------------|

### Switching output 1

|                         |  |
|-------------------------|--|
| Voltage type            | DC                                       |
| Switching current, max. | 100 mA                                   |
| Switching voltage       | high: $\geq(U_B - 2V)$<br>Low: $\leq 2V$ |

### Switching output 2

|                     |                     |
|---------------------|---------------------|
| Assignment          | Connection 1, pin 4 |
| Switching element   | Transistor, PNP     |
| Switching principle | Light switching     |

### Switching output 2

|                     |                     |
|---------------------|---------------------|
| Assignment          | Connection 1, pin 2 |
| Switching element   | Transistor, PNP     |
| Switching principle | Dark switching      |

### Timing

|                     |          |
|---------------------|----------|
| Switching frequency | 3,000 Hz |
| Response time       | 0.17 ms  |
| Readiness delay     | 300 ms   |

### Connection 1

|                    |                              |
|--------------------|------------------------------|
| Function           | Signal OUT<br>Voltage supply |
| Type of connection | Cable with connector         |
| Cable length       | 200 mm                       |
| Sheathing material | PUR                          |
| Cable color        | Black                        |
| Wire cross section | 0.2 mm <sup>2</sup>          |
| Thread size        | M12                          |
| Type               | Male                         |
| Material           | Metal                        |
| No. of pins        | 4 -pin                       |
| Encoding           | A-coded                      |

### Mechanical data

|                            |   |
|----------------------------|---|
| Dimension (W x H x L)      | 11.4 mm x 34.2 mm x 18.3 mm                             |
| Housing material           | Plastic, PC-ABS   |
| Lens cover material        | Plastic / PMMA  |
| Net weight                 | 20 g  |
| Housing color              | Red   |
| Type of fastening          | Two M3 threaded sleeves<br>Via optional mounting device |
| Compatibility of materials | ECOLAB  |

### Operation and display

|                                     |                        |
|-------------------------------------|------------------------|
| Type of display                     | LED                    |
| Number of LEDs                      | 2 Piece(s)             |
| Operational controls                | Teach button           |
| Function of the operational control | Sensitivity adjustment |

### Environmental data

|                                |               |
|--------------------------------|---------------|
| Ambient temperature, operation | -40 ... 55 °C |
| Ambient temperature, storage   | -40 ... 70 °C |

### Certifications

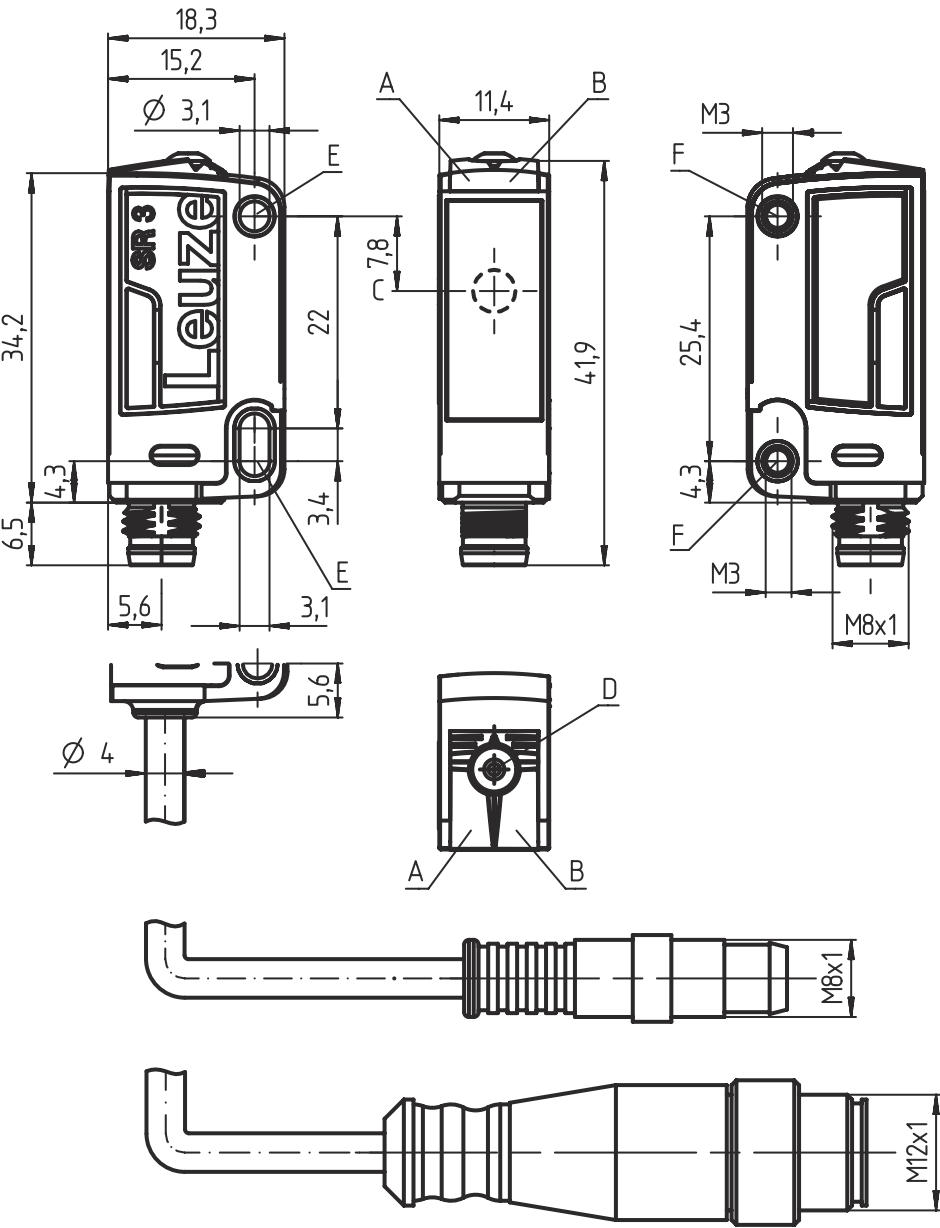
|                      |                 |
|----------------------|-----------------|
| Degree of protection | IP 67<br>IP 69K |
| Protection class     | III             |
| Certifications       | c UL US         |
| Standards applied    | IEC 60947-5-2   |

### Classification

|                       |          |
|-----------------------|----------|
| Customs tariff number | 85365019 |
| eCl@ss 8.0            | 27270902 |
| eCl@ss 9.0            | 27270902 |
| ETIM 5.0              | EC002717 |
| ETIM 6.0              | EC002717 |

Dimensioned drawings

All dimensions in millimeters



- A Green LED
- B Yellow LED
- C Optical axis
- D Teach button
- E Mounting sleeve (standard)
- F Threaded sleeve (3C.B series)

Electrical connection

Connection 1

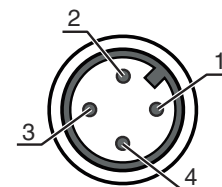
|                    |                      |
|--------------------|----------------------|
| Function           | Signal OUT           |
|                    | Voltage supply       |
| Type of connection | Cable with connector |
| Cable length       | 200 mm               |
| Sheathing material | PUR                  |
| Cable color        | Black                |

## Electrical connection

### Connection 1

|                    |         |
|--------------------|---------|
| Wire cross section | 0.2 mm² |
| Thread size        | M12     |
| Type               | Male    |
| Material           | Metal   |
| No. of pins        | 4 -pin  |
| Encoding           | A-coded |

| Pin | Pin assignment |
|-----|----------------|
| 1   | V+             |
| 2   | OUT 2          |
| 3   | GND            |
| 4   | OUT 1          |



## Operation and display

| LED | Display                  | Meaning                              |
|-----|--------------------------|--------------------------------------|
| 1   | Green, continuous light  | Operational readiness                |
| 2   | Yellow, continuous light | Light path free                      |
|     | Yellow, flashing         | Light path free, no function reserve |

## Reflectors & reflective tapes

|  | Part no. | Designation   | Operating range<br>Operating range | Description  |
|--|----------|---------------|------------------------------------|--|
|  | 50040894 | MTKS 20x30    | 0 ... 1.6 m<br>0 ... 2.2 m         | Design: Rectangular<br>Reflective surface: 19 mm x 29 mm<br>Triple reflector size: 1.2 mm<br>Material: Plastic<br>Base material: Plastic<br>Chemical designation of the material: PMMA8N<br>Fastening: Through-hole mounting, Adhesive |
|  | 50104130 | MTKS 20x40.1  | 0 ... 1 m<br>0 ... 1.5 m           | Design: Rectangular<br>Reflective surface: 17 mm x 38 mm<br>Triple reflector size: 12 mm<br>Material: Plastic<br>Base material: Plastic<br>Chemical designation of the material: PMMA8N<br>Fastening: Through-hole mounting, Adhesive  |
|  | 50117583 | MTKS 50x50.1  | 0 ... 2 m<br>0 ... 3 m             | Design: Rectangular<br>Reflective surface: 50 mm x 50 mm<br>Triple reflector size: 1.2 mm<br>Material: Plastic<br>Base material: Plastic<br>Chemical designation of the material: PMMA8N<br>Fastening: Through-hole mounting, Adhesive |
|  | 50110192 | REF 6-A-50x50 | 0 ... 1 m<br>0 ... 1.4 m           | Design: Rectangular<br>Reflective surface: 50 mm x 50 mm<br>Triple reflector size: 0.3 mm<br>Material: Plastic<br>Chemical designation of the material: PMMA<br>Fastening: Self-adhesive   |

## Part number code

Part designation: **AAA 3C d EE-f.GG H/i J-K**

|              |  |
|--------------|--|
| <b>AAA3C</b> | <b>Operating principle / construction</b><br>HT3C: diffuse reflection sensor with background suppression<br>LS3C: throughbeam photoelectric sensor transmitter<br>LE3C: throughbeam photoelectric sensor receiver<br>PRK3C: retro-reflective photoelectric sensor with polarization filter   |
| <b>d</b>     | <b>Light type</b><br>n/a: red light<br>I: infrared light   |
| <b>EE</b>    | <b>Light source</b><br>n/a: LED<br>L1: laser class 1<br>L2: laser class 2  |
| <b>f</b>     | <b>Preset range (optional)</b><br>n/a: operating range acc. to data sheet<br>xxxF: preset range [mm]   |
| <b>GG</b>    | <b>Equipment</b><br>n/a: standard<br>A: autocollimation principle (single lens) for positioning tasks<br>B: housing model with two M3 threaded sleeves, brass<br>F: permanently set range<br>L: long light spot<br>S: small light spot<br>T: autocollimation principle (single lens) for highly transparent bottles without tracking<br>TT: autocollimation principle (single lens) for highly transparent bottles with tracking<br>V: V-optics<br>XL: extra long light spot<br>X: extended model  |
| <b>H</b>     | <b>Operating range adjustment</b><br>n/a with HT: range adjustable via 8-turn potentiometer<br>n/a with retro-reflective photoelectric sensors (PRK): operating range not adjustable<br>1: 270° potentiometer<br>3: teach-in via button<br>6: auto-teach   |
| <b>i</b>     | <b>Switching output/function OUT 1/IN: Pin 4 or black conductor</b><br>2: NPN transistor output, light switching<br>N: NPN transistor output, dark switching<br>4: PNP transistor output, light switching<br>P: PNP transistor output, dark switching<br>6: push-pull switching output, PNP light switching, NPN dark switching<br>G: push-pull switching output, PNP dark switching, NPN light switching<br>L: IO-Link interface (SIO mode: PNP light switching, NPN dark switching)<br>8: activation input (activation with high signal)<br>X: pin not used<br>1: IO-Link / light switching (NPN) / dark switching (PNP) |
| <b>J</b>     | <b>Switching output / function OUT 2/IN: pin 2 or white conductor</b><br>2: NPN transistor output, light switching<br>N: NPN transistor output, dark switching<br>4: PNP transistor output, light switching<br>P: PNP transistor output, dark switching<br>6: push-pull switching output, PNP light switching, NPN dark switching<br>G: push-pull switching output, PNP dark switching, NPN light switching<br>W: warning output<br>X: pin not used<br>8: activation input (activation with high signal)<br>9: deactivation input (deactivation with high signal)<br>T: teach-in via cable                                 |
| <b>K</b>     | <b>Electrical connection</b><br>n/a: cable, standard length 2000 mm, 4-wire<br>5000: cable, standard length 5000 mm, 4-wire<br>M8: M8 connector, 4-pin (plug)<br>M8.3: M8 connector, 3-pin (plug)<br>200-M8: cable, length 200 mm with M8 connector, 4-pin, axial (plug)<br>200-M8.3: cable, length 200 mm with M8 connector, 3-pin, axial (plug)<br>200-M12: cable, length 200 mm with M12 connector, 4-pin, axial (plug)   |

### Note



A list with all available device types can be found on the Leuze website at [www.leuze.com](http://www.leuze.com).

## Notes



### Observe intended use!



- ⚠ This product is not a safety sensor and is not intended as personnel protection.
- ⚠ The product may only be put into operation by competent persons.
- ⚠ Only use the product in accordance with its intended use.

### For UL applications:



- ⚠ For UL applications, use is only permitted in Class 2 circuits in accordance with the NEC (National Electric Code).
- ⚠ These proximity switches shall be used with UL Listed Cable assemblies rated 30V, 0.5A min, in the field installation, or equivalent (categories: CYJV/ CYJV7 or PVVA/PVVA7)



### WARNING! LASER RADIATION – CLASS 1 LASER PRODUCT



The device satisfies the requirements of IEC 60825-1:2007 (EN 60825-1:2007) safety regulations for a product of **laser class 1 as well as the U.S. 21 CFR 1040.10 regulations with deviations corresponding to "Laser Notice No. 50" from June 24, 2007.**

- ⚠ Observe the applicable statutory and local laser protection regulations.
- ⚠ The device must not be tampered with and must not be changed in any way.  
There are no user-serviceable parts inside the device.  
Repairs must only be performed by Leuze electronic GmbH + Co. KG.

## Further information

- Light source: Average life expectancy 50,000 h at an ambient temperature of 25 °C
- Response time: For short decay times, an ohmic load of approx. 5kOhm is recommended
- Sum of the output currents for both outputs, 50 mA for ambient temperatures > 40 °C

## Accessories

### Connection technology - Connection cables

|  | Part no. | Designation        | Article          | Description  |
|--|----------|--------------------|------------------|--|
|  | 50130652 | KD U-M12-4A-V1-050 | Connection cable | Connection 1: Connector, M12, Axial, Female, A-coded, 4 -pin<br>Connection 2: Open end<br>Shielded: No<br>Cable length: 5,000 mm<br>Sheathing material: PVC  |
|  | 50130690 | KD U-M12-4W-V1-050 | Connection cable | Connection 1: Connector, M12, Angled, Female, A-coded, 4 -pin<br>Connection 2: Open end<br>Shielded: No<br>Cable length: 5,000 mm<br>Sheathing material: PVC |

## Accessories



### Mounting technology - Mounting brackets

|   | Part no. | Designation | Article         | Description  |
|---|----------|-------------|-----------------|--|
|  | 50060511 | BT 3        | Mounting device | Design of mounting device: Angle, L-shape<br>Fastening, at system: Through-hole mounting<br>Mounting bracket, at device: Screw type<br>Type of mounting device: Rigid<br>Material: Metal |

### Mounting technology - Rod mounts

|   | Part no. | Designation  | Article         | Description  |
|---|----------|--------------|-----------------|--|
|  | 50117255 | BTU 200M-D12 | Mounting system | Design of mounting device: Mounting system<br>Fastening, at system: For 12 mm rod, Sheet-metal mounting<br>Mounting bracket, at device: Screw type, Suited for M3 screws<br>Type of mounting device: Clampable, Adjustable, Turning, 360°<br>Material: Metal |

### Micro-triad-type reflectors

|   | Part no. | Designation  | Article   | Description  |
|---|----------|--------------|-----------|--|
|  | 50104130 | MTKS 20x40.1 | Reflector | Design: Rectangular<br>Reflective surface: 17 mm x 38 mm<br>Triple reflector size: 12 mm<br>Material: Plastic<br>Base material: Plastic<br>Chemical designation of the material: PMMA8N<br>Fastening: Through-hole mounting, Adhesive  |
|  | 50117583 | MTKS 50x50.1 | Reflector | Design: Rectangular<br>Reflective surface: 50 mm x 50 mm<br>Triple reflector size: 1.2 mm<br>Material: Plastic<br>Base material: Plastic<br>Chemical designation of the material: PMMA8N<br>Fastening: Through-hole mounting, Adhesive |

#### Note



🔗 A list with all available accessories can be found on the Leuze website in the Download tab of the article detailed page.