

# XCNT2749G11

limit switch XCNT - th.plastic roller lever  
Ø50mm var.length - 2NC - slow - Pg11



## Main

Range of product	Telemecanique Limit switches XC Standard
Series name	Standard format
Product or component type	Limit switch
Device short name	XCNT
Sensor design	Compact
Body type	Fixed
Head type	Rotary head
Material	Plastic
Body material	Plastic
Head material	Plastic
Fixing mode	By the body
Movement of operating head	Rotary
Type of operator	Spring return roller lever thermoplastic variable length, roller diameter 50 mm
Type of approach	Lateral approach, 2 directions
Cable entry	2 entries tapped for Pg 11 cable gland
Number of poles	2
Contacts type and composition	2 NC
Contact operation	Slow-break, simultaneous

## Complementary

Switch actuation	By 30° cam
Electrical connection	Screw-clamp open terminals, clamping capacity: 1 x 0.34...2 x 1.5 mm²
Contacts insulation form	Zb
Positive opening	With
Positive opening minimum torque	0.15 N.m
Minimum torque for tripping	0.1 N.m
Maximum actuation speed	1.5 m/s
Contact code designation	A300, AC-15 (Ue = 240 V), Ie = 3 A, Ithe = 10 A conforming to EN/IEC 60947-5-1 appendix A R300, DC-13 (Ue = 250 V), Ie = 0.1 A conforming to EN/IEC 60947-5-1 appendix A
[Ui] rated insulation voltage	300 V conforming to UL 508 500 V (pollution degree 3) conforming to IEC 60947-1 300 V conforming to CSA C22.2 No 14
[Uimp] rated impulse withstand voltage	6 kV IEC 60664 6 kV IEC 60947-1
Short-circuit protection	10 A cartridge fuse, type gG
Mechanical durability	10000000 cycles
Width	58.8 mm
Height	125.1 mm
Depth	47.8 mm

## Environment

Shock resistance	15 gn for 11 ms conforming to IEC 60068-2-27
Vibration resistance	15 gn (f= 10...500 Hz) conforming to IEC 60068-2-6
IP degree of protection	IP65 conforming to IEC 60529
IK degree of protection	IK04 conforming to EN 50102
Electrical shock protection class	Class II conforming to IEC 61140 Class II conforming to NF C 20-030
Ambient air temperature for operation	-25...70 °C
Ambient air temperature for storage	-40...70 °C
Protective treatment	TC
Product certifications	CSA UL CCC
Standards	UL 508 CSA C22.2 No 14 EN/IEC 60204-1 EN/IEC 60947-5-1

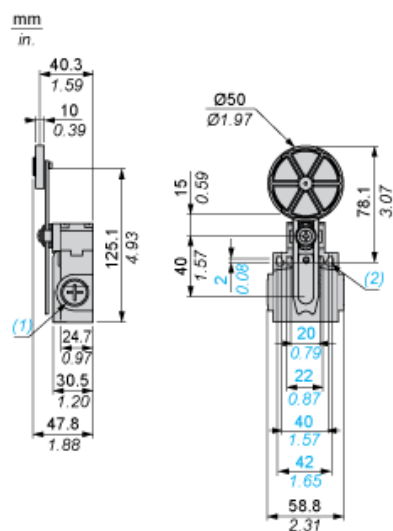
## Packing Units

Package 1 Weight	0.227 kg
Package 1 Height	0.470 dm
Package 1 width	0.580 dm
Package 1 Length	1.250 dm

## Contractual warranty

Warranty	18 months
----------	-----------

## Dimensions



- (1) 2 tapped entry for Pg 11 cable gland  
(2) Ø: 4 elongated holes Ø 4.3 x 6.3

---

## Mounting with Cable Entry

---

### Position of Cable Gland



- (1) Recommended
- (2) To be avoided

---

## Mounting with Rotary Heads and Levers

---

### Type of Cam



- (1) Recommended
- (2) To be avoided

---

## Wiring Diagram

---

2-pole NC + NC Simultaneous, Slow Break

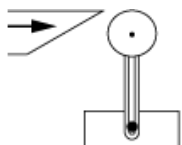


---

## Characteristics of Actuation

---

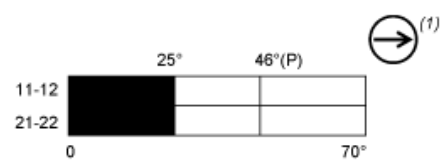
### Switch Actuation by 30° Cam



---

## Functionnal Diagram

---



■ (2)

□ (3)

(P) Positive opening point

(1) NC contact with positive opening operation

(2) Closed

(3) Open