

## Technical data sheet

### Multiple light beam safety device

Part no.: 66001100

MLD300-T2



Figure can vary

#### Contents

- Technical data
- Dimensioned drawings
- Electrical connection
- Operation and display
- Suitable receivers
- Part number code
- Accessories



## Technical data

### Basic data

Series	MLD 300
Device type	Transmitter

### Functions

Functions	Range reduction
-----------	-----------------

### Characteristic parameters

Type	2, IEC/EN 61496
SIL	1, IEC 61508
SILCL	1, IEC/EN 62061
MTTF <sub>d</sub>	204 years, EN ISO 13849-1
Mission time T <sub>M</sub>	20 years, EN ISO 13849-1

### Protective field data

Operating range	0.5 ... 50 m
-----------------	--------------

### Optical data

Number of beams	2 Piece(s)
Beam spacing	500 mm
Light source	LED, Infrared
LED light wavelength	850 nm
Mean power of transmitter diode	1.369 µW
Transmitted-signal shape	Pulsed
LED group	1

### Electrical data

Protective circuit	Overvoltage protection Short circuit protected
Performance data	
Supply voltage U <sub>B</sub>	24 V, DC, -20 ... 20 %
Current consumption, max.	50 mA, Without external load
Fuse	External with max. 3 A

### Connection

Number of connections	1 Piece(s)
Connection 1	
Function	Machine interface
Type of connection	Connector
Thread size	M12
Material	Metal
No. of pins	5 -pin

### Cable properties

Permissible conductor cross section, typ.	0.25 mm²
Length of connection cable, max.	100 m
Permissible cable resistance to load, max.	200 Ω

### Mechanical data

Dimension (W x H x L)	52 mm x 600 mm x 64.7 mm
Housing material	Metal, Aluminum
Lens cover material	Plastic / PMMA
Material of end caps	Diecast zinc
Net weight	1,400 g
Housing color	Yellow, RAL 1021
Type of fastening	Groove mounting Swivel mount

### Operation and display

Type of display	LED
Number of LEDs	2 Piece(s)

### Environmental data

Ambient temperature, operation	-30 ... 55 °C
Ambient temperature, storage	-40 ... 75 °C
Relative humidity (non-condensing)	0 ... 95 %

### Certifications


Degree of protection	IP 67
Protection class	III
Certifications	c CSA US c TÜV NRTL US TÜV Süd
US patents	US 6,418,546 B US 7,741,595 B

### Classification

Customs tariff number	85365019
eCl@ss 8.0	27272703
eCl@ss 9.0	27272703
eCl@ss 10.0	27272703
eCl@ss 11.0	27272703
ETIM 5.0	EC001832
ETIM 6.0	EC001832

Dimensioned drawings

All dimensions in millimeters

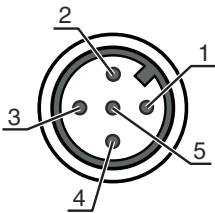


Electrical connection

Connection 1

Function	Machine interface
Type of connection	Connector
Thread size	M12
Type	Male
Material	Metal
No. of pins	5 -pin
Encoding	A-coded

Pin	Pin assignment	Conductor color
1	+24V	Brown
2	n.c.	White
3	0 V	Blue
4	Transmitter range switching: 0 V = entire range, 24 V = reduced range	Black
5	n.c.	Gray




Operation and display

LEDs per light axis

Meaning

Green, continuous light	Transmitted beam active
Off	Transmitted beam not active

Suitable receivers

	Part no.	Designation	Article	Description
	66033100	MLD310-R2	Multiple light beam safety device receiver	Number of beams: 2 Piece(s) Beam spacing: 500 mm Response time: 25 ms Connection: Connector, M12, Metal, 5 -pin
	66043100	MLD312-R2	Multiple light beam safety device receiver	Number of beams: 2 Piece(s) Beam spacing: 500 mm Response time: 25 ms Connection: Connector, M12, Metal, 5 -pin

## Suitable receivers

	Part no.	Designation	Article	Description
	66053100	MLD320-R2	Multiple light beam safety device receiver	Number of beams: 2 Piece(s) Beam spacing: 500 mm Response time: 25 ms Connection: Connector, M12, Metal, 8 -pin
	66054100	MLD320-R2M	Multiple light beam safety device receiver	Special version: Integrated status indicator Number of beams: 2 Piece(s) Beam spacing: 500 mm Response time: 25 ms Connection: Connector, M12, Metal, 8 -pin
	66063100	MLD330-R2	Multiple light beam safety device receiver	Number of beams: 2 Piece(s) Beam spacing: 500 mm Response time: 50 ms Connection: Connector, M12, Metal, 8 -pin
	66064100	MLD330-R2M	Multiple light beam safety device receiver	Special version: Integrated muting indicator, Integrated status indicator Number of beams: 2 Piece(s) Beam spacing: 500 mm Response time: 50 ms Connection: Connector, M12, Metal, 8 -pin
	66073100	MLD335-R2	Multiple light beam safety device receiver	Number of beams: 2 Piece(s) Beam spacing: 500 mm Response time: 50 ms Connection: Connector, M12, Metal, 8 -pin
	66074100	MLD335-R2M	Multiple light beam safety device receiver	Special version: Integrated muting indicator, Integrated status indicator Number of beams: 2 Piece(s) Beam spacing: 500 mm Response time: 50 ms Connection: Connector, M12, Metal, 8 -pin

## Part number code

Part designation: **MLDxyy-zab/t**
**MLD**      **Multiple light beam safety device**

<b>x</b>	<b>Series</b> 3: MLD 300 5: MLD 500
<b>yy</b>	<b>Function classes</b> 00: transmitter 10: automatic restart 12: external testing 20: EDM/RES 30: muting 35: timing controlled 4-sensor muting
<b>z</b>	<b>Device type</b> T: transmitter R: receiver RT: transceiver xT: transmitter with high range xR: receiver for high range

## Part number code

### MLD

### Multiple light beam safety device

a	Number of beams
b	<b>Option</b> L: integrated laser alignment aid (for transmitter/receiver) M: integrated status indicator (MLD 320, MLD 520) or integrated status and muting indicator (MLD 330, MLD 335, MLD 510/A, MLD 530, MLD 535) E: connection socket for external muting indicator (AS-i models only)
/t	<b>Safety-related switching outputs (OSSDs), connection technology</b> -: transistor output, M12 plug A: integrated AS-i interface, M12 plug, (safety bus system)

### Note



A list with all available device types can be found on the Leuze website at [www.leuze.com](http://www.leuze.com).

## Accessories


### Connection technology - Connection cables

	Part no.	Designation	Article	Description
	50133859	KD S-M12-5A-P1-020	Connection cable	Connection 1: Connector, M12, Axial, Female, A-coded, 5 -pin Connection 2: Open end Shielded: Yes Cable length: 2,000 mm Sheathing material: PUR
	50133860	KD S-M12-5A-P1-050	Connection cable	Connection 1: Connector, M12, Axial, Female, A-coded, 5 -pin Connection 2: Open end Shielded: Yes Cable length: 5,000 mm Sheathing material: PUR
	50136146	KD S-M12-5A-P1-250	Connection cable	Connection 1: Connector, M12, Axial, Female, A-coded, 5 -pin Connection 2: Open end Shielded: Yes Cable length: 10,000 mm Sheathing material: PVC

## Services

	Part no.	Designation	Article	Description
	S981050	CS40-I-140	Safety inspection "Safety light barriers"	Details: Checking of a safety light barrier application in accordance with current standards and guidelines. Inclusion of the device and machine data in a database, production of a test log per application. Conditions: It must be possible to stop the machine, support provided by customer's employees and access to the machine for Leuze employees must be ensured. Restrictions: Travel costs and accommodation expenses charged separately and according to expenditure.

## Accessories

	Part no.	Designation	Article	Description
	S981046	CS40-S-140	Start-up support	<p>Details: For safety devices including stopping time measurement and initial inspection.</p> <p>Conditions: Devices and connection cables are already mounted, price not including travel costs and, if applicable, accommodation expenses.</p> <p>Restrictions: Max. 2 h., no mechanical (mounting) and electrical (wiring) work performed, no changes (attachments, wiring, programming) to third-party components in the nearby environment.</p>

### Note



🔗 A list with all available accessories can be found on the Leuze website in the Download tab of the article detailed page.