



### Model Number

**OBT350-R100-2EP1-IO-IR-Y0495**

Triangulation sensor (BGS)  
with fixed cable and 4-pin, M8 connector

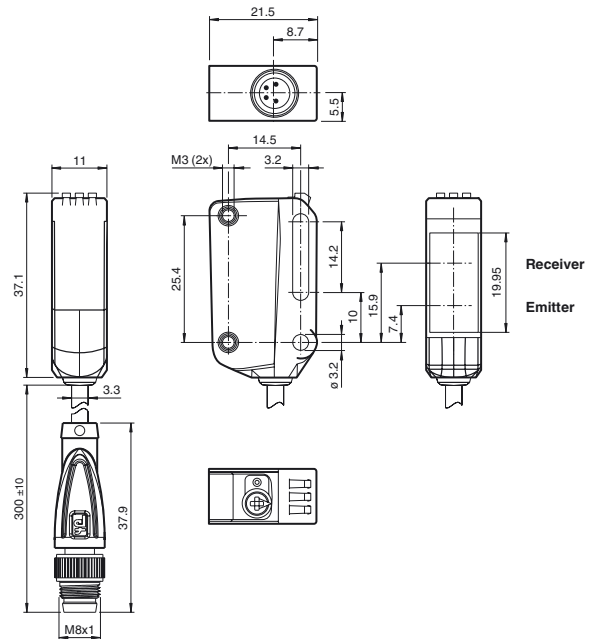
### Features

- Miniature design with versatile mounting options
- Best background suppressor in its class
- Precision object detection, almost irrespective of the color
- Extended temperature range  
-40°C ... 60°C
- High degree of protection IP69K
- IO-link interface for service and process data

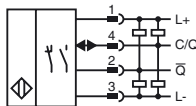
### Product information

The R100 series miniature optical sensors are the first devices of their kind to offer an end-to-end solution in a small single standard design — from thru-beam sensor through to a distance measurement device. As a result of this design, the sensors are able to perform practically all standard automation tasks. The entire series enables sensors to communicate via IO-Link. The DuraBeam laser sensors are durable and can be used in the same way as a standard sensor. The use of Multi Pixel Technology gives the standard sensors a high level of flexibility and enables them to adapt more effectively to their operating environment.

### Dimensions



### Electrical connection



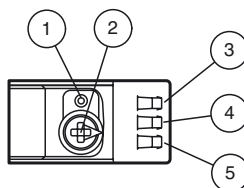
### Pinout

Wire colors in accordance with EN 60947-5-2



|   |    |         |
|---|----|---------|
| 1 | BN | (brown) |
| 2 | WH | (white) |
| 3 | BU | (blue)  |
| 4 | BK | (black) |

### Indicators/operating means



|   |                                      |
|---|--------------------------------------|
| 1 | Light-on / dark-on changeover switch |
| 2 | Sensing range adjuster               |
| 3 | Operating indicator / dark on        |
| 4 | Signal indicator                     |
| 5 | Operating indicator / light on       |

**Technical data****General specifications**

|                                   |                                       |
|-----------------------------------|---------------------------------------|
| Detection range                   | 5 ... 350 mm                          |
| Detection range min.              | 5 ... 25 mm                           |
| Detection range max.              | 5 ... 350 mm                          |
| Adjustment range                  | 25 ... 350 mm                         |
| Reference target                  | standard white, 100 mm x 100 mm       |
| Light source                      | LED                                   |
| Light type                        | modulated infrared light 850 nm       |
| LED risk group labelling          | exempt group                          |
| Black/White difference (6 %/90 %) | < 15 % at 350 mm                      |
| Diameter of the light spot        | approx. 26 mm at a distance of 350 mm |
| Angle of divergence               | approx. 4 °                           |
| Ambient light limit               | EN 60947-5-2 : 40000 Lux              |

**Functional safety related parameters**

|                                |       |
|--------------------------------|-------|
| MTTF <sub>d</sub>              | 600 a |
| Mission Time (T <sub>M</sub> ) | 20 a  |
| Diagnostic Coverage (DC)       | 0 %   |

**Indicators/operating means**

|                     |   |
|---------------------|---|
| Operation indicator | LED green:<br>constantly on - power on<br>flashing (4Hz) - short circuit<br>flashing with short break (1 Hz) - IO-Link mode |
| Function indicator  | LED yellow:<br>constantly on - object detected<br>constantly off - object not detected                                      |
| Control elements    | Light-on/dark-on changeover switch  |
| Control elements    | Sensing range adjuster  |

**Electrical specifications**

|                        |                |                                |
|------------------------|----------------|--------------------------------|
| Operating voltage      | U <sub>B</sub> | 10 ... 30 V DC                 |
| Ripple                 |                | max. 10 %                      |
| No-load supply current | I <sub>0</sub> | < 25 mA at 24 V supply voltage |
| Protection class       |                | III                            |

**Interface**

|                             |   |
|-----------------------------|---|
| Interface type              | IO-Link ( via C/Q = pin 4 )                           |
| Device profile              | Smart Sensor  |
| Transfer rate               | COM 2 (38.4 kBaud)                                    |
| IO-Link Revision            | 1.1   |
| Min. cycle time             | 2.3 ms  |
| Process data width          | Process data input 1 Bit<br>Process data output 2 Bit |
| SIO mode support            | yes   |
| Device ID                   | 0x110610 (1115664)                                    |
| Compatible master port type | A   |

**Output**

|                     |   |            |
|---------------------|---|------------|
| Switching type      | The switching type of the sensor is adjustable. The default setting is:<br>C/Q - Pin4: NPN normally closed / dark-on, PNP normally open / light-on, IO-Link<br>/Q - Pin2: NPN normally open / light-on, PNP normally closed / dark-on |            |
| Signal output       | 2 push-pull (4 in 1) outputs, short-circuit protected, reverse polarity protected, overvoltage protected  |            |
| Switching voltage   | max. 30 V DC  |            |
| Switching current   | max. 100 mA , resistive load  |            |
| Usage category      | DC-12 and DC-13   |            |
| Voltage drop        | U <sub>d</sub>  | ≤ 1.5 V DC |
| Switching frequency | f   | 500 Hz     |
| Response time       |   | 1 ms       |

**Conformity**

|                         |              |
|-------------------------|--------------|
| Communication interface | IEC 61131-9  |
| Product standard        | EN 60947-5-2 |

**Ambient conditions**

|                     |                                |
|---------------------|--------------------------------|
| Ambient temperature | -40 ... 60 °C (-40 ... 140 °F) |
| Storage temperature | -40 ... 70 °C (-40 ... 158 °F) |

**Mechanical specifications**

|                      |  |
|----------------------|--|
| Housing width        | 11 mm  |
| Housing height       | 44.5 mm  |
| Housing depth        | 21.5 mm  |
| Degree of protection | IP67 / IP69 / IP69K                                  |
| Connection           | fixed cable 300 mm with M8 x 1 male connector; 4-pin |
| Material             |  |
| Housing              | PC (Polycarbonate)                                   |
| Optical face         | PMMA   |
| Mass                 | approx. 10 g   |

**Accessories****IO-Link-Master02-USB**

IO-Link master, supply via USB port or separate power supply, LED indicators, M12 plug for sensor connection

**V31-GM-2M-PUR**

Female cordset, M8, 4-pin, PUR cable

**V31-WM-2M-PUR**

Female cordset, M8, 4-pin, PUR cable

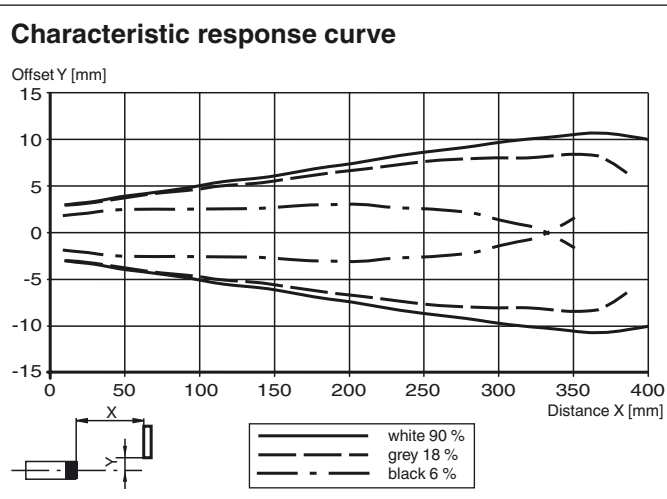
Other suitable accessories can be found at [www.pepperl-fuchs.com](http://www.pepperl-fuchs.com)

## Approvals and certificates

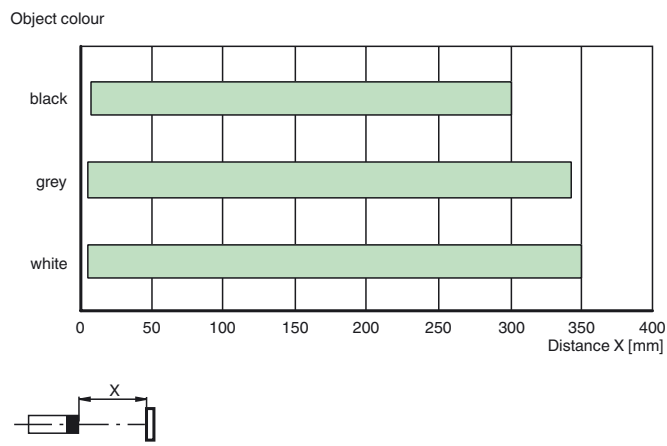
UL approval

E87056, cULus Listed, class 2 power supply, type rating 1

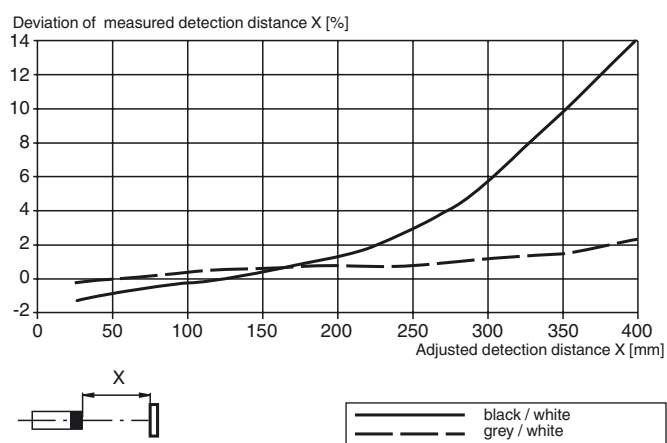
## Curves/Diagrams

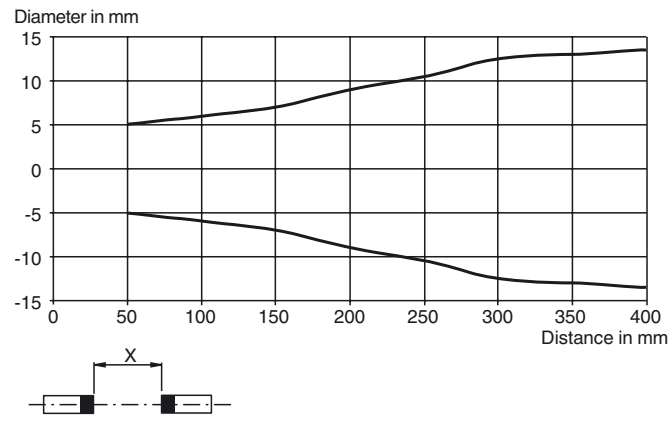
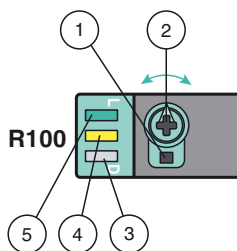


### Detection ranges



### Difference in detection distance



**Light spot diameter****Functions and Operation**

- 1 - Light-on / dark-on changeover switch
- 2 - Sensing range / sensitivity adjuster
- 3 - Operating indicator / dark on
- 4 - Signal indicator
- 5 - Operating indicator / light on

To unlock the adjustment functions turn the sensing range /sensitivity adjuster for more than 180 degrees.

**Sensing Range / Sensitivity**

Turn sensing range / sensitivity adjuster clockwise to increase sensing range / sensitivity.

Turn sensing range / sensitivity adjuster counter clockwise to decrease sensing range / sensitivity.

If the end of the adjustment range is reached, the signal indicator starts flashing with 8 Hz.

**Light-on / Dark-on Configuration**

Press the light-on / dark-on changeover switch for more than 1 second (less than 4 seconds). The light-on / dark-on mode changes and the operating indicators are activated accordingly.

If you press the light-on / dark-on changeover switch for more than 4 seconds, the light-on /dark-on mode changes back to the original setting. On release of the light-on / dark-on changeover switch the current state is activated.

**Restore Factory Settings**

Press the light-on / dark-on changeover switch for more than 10 seconds (less than 30 seconds) until all LEDs turn off. On release of the light-on / dark-on changeover switch the signal indicator turns on. After 5 seconds the sensor resumes operation with factory default settings.

After 5 minutes of inactivity the sensing range / sensitivity adjustment is locked. In order to reactivate the sensing range / sensitivity adjustment, turn the sensing range /sensitivity adjuster for more than 180 degrees.