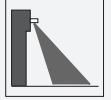




Radar sensor RAVE-D



- Degree of protection IP67
- Differentiated detection of people and vehicles, each with one output relay
- Cross-traffic suppression and rotation direction monitoring
- Simplified adjustment options via remote control or integrated push buttons
- Wall and ceiling mountable

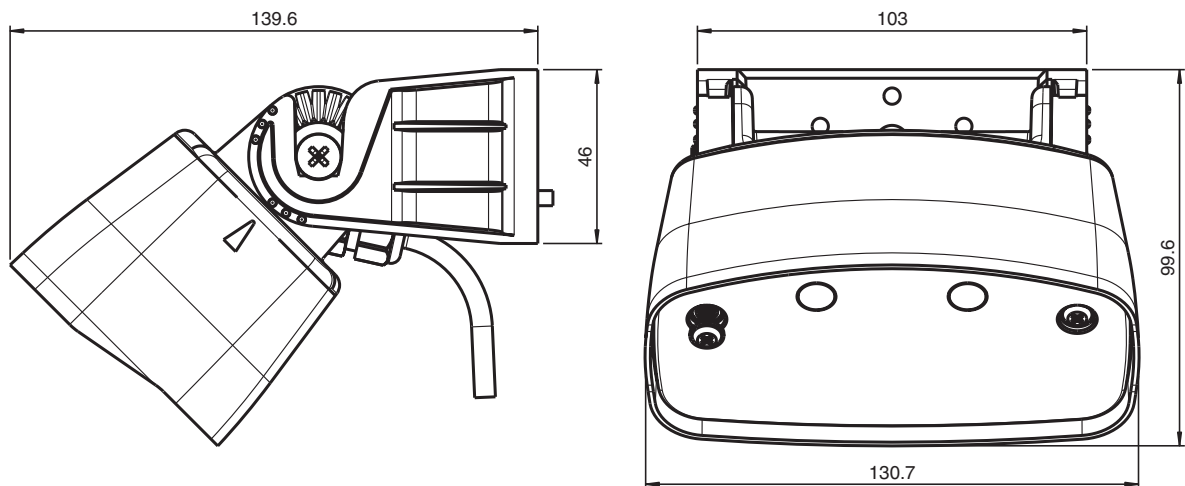
Premium industrial door opener with the ability to differentiate between people and vehicles, can be operated remotely, detection range 9 m x 6.5 m, max. installation height 7 m, black housing, 2 relay contact outputs, cable connection



Function

The RAVE-D is a radar sensor for harsh industrial environments. The robust housing with IP67 degree of protection makes it the ideal door opener up to a height of 7 m. The housing concept enables time-saving mounting due to the convenient wall bracket and locking plate for adjusting the detection field. Differentiated detection of people and vehicles provides targeted door opening. This enables optimized transport routes and energy savings.

Dimensions



Technical Data

General specifications

Release date: 2020-04-29 Date of issue: 2020-04-29 Filename: 260621_eng.pdf

Refer to "General Notes Relating to Pepperl+Fuchs Product Information".

Pepperl+Fuchs Group
www.pepperl-fuchs.com

USA: +1 330 486 0001
fa-info@us.pepperl-fuchs.com

Germany: +49 621 776 1111
fa-info@de.pepperl-fuchs.com

Singapore: +65 6779 9091
fa-info@sg.pepperl-fuchs.com

 **PEPPERL+FUCHS**

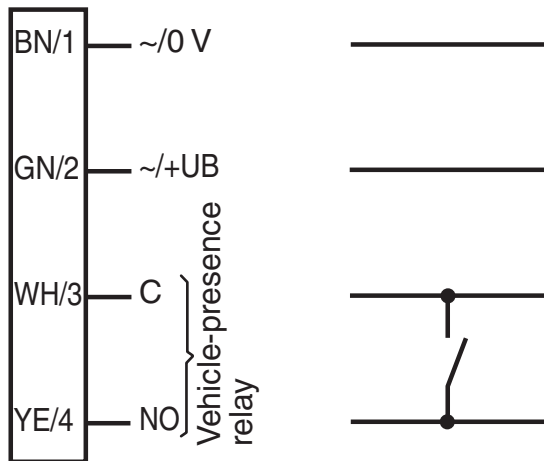
Technical Data

Sensing range		9000 x 6500 mm (d x w) at installation height of 5000 mm and 45° angle 10000 x 5500 mm (d x w) at installation height of 7000 mm and 45° angle
Function principle		Microwave module
Detection speed		min. 0.1 m/s
Marking		CE
Setting angle		-90 ... 90 ° in 15 ° increments
Operating frequency		24 ... 24.25 GHz K-Band
Operating mode		Radar motion sensor
Transmitter radiated power (EIRP)		< 20 dBm
Functional safety related parameters		
MTTF _d		620 a
Mission Time (T _M)		20 a
Diagnostic Coverage (DC)		0 %
Indicators/operating means		
Function indicator		LED red/green
Control elements		Programming push-button for selection of operating modes : Direction detection , Cross traffic suppression , Vehicle detection , Switching type
Control elements		Adjustment for off delay
Control elements		Programming via 2 keys , alternative via remote control (Accessories ordered separately)
Electrical specifications		
Operating voltage	U _B	12 ... 36 V DC , 12 ... 28 V AC
No-load supply current	I ₀	≤ 50 mA at 24 V DC
Power consumption	P ₀	≤ 1 W
Output		
Switching type		NO/NC
Signal output		2 relay outputs
Switching voltage		max. 48 V AC / 48 V DC
Switching current		max. 0.5 A AC / 1 A DC
Switching power		max. 24 W / 60 VA
De-energized delay	t _{off}	0.5 ... 300 s adjustable
Approvals and certificates		
CE conformity		2014/53/EU This device can be used in all countries within the European Union with the exception of the United Kingdom. In other countries, the applicable national regulations must be observed.
Ambient conditions		
Operating temperature		-30 ... 60 °C (-22 ... 140 °F)
Storage temperature		-30 ... 70 °C (-22 ... 158 °F)
Relative humidity		max. 90 % non-condensing
Mechanical specifications		
Mounting height		2500 ... 7000 mm
Degree of protection		IP67
Connection		plug-in screw terminals 4-pin and 2 pin , 8 m connecting cable included with delivery
Material		
Housing		ABS, anthracite
Mass		650 g
Dimensions		with Mounting bracket : 131 mm x 73 mm x 136 mm
Mounting		
Suitable series		
Series		RAVE

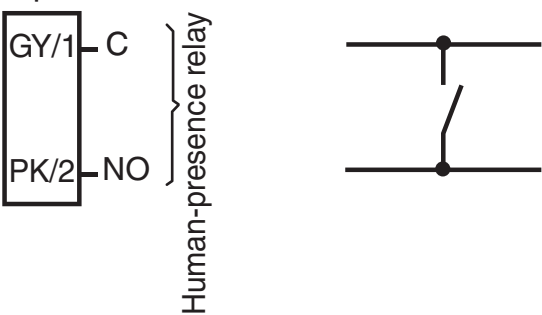
Release date: 2020-04-29 Date of issue: 2020-04-29 Filename: 260621_eng.pdf

Connection Assignment

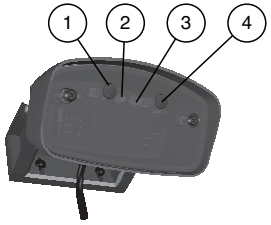
4-pin terminal



2-pin terminal



Assembly





1	"MENU" control button
2	Green status indicator LED
3	Red status indicator LED
4	"VALUE" control button

Application



Accessories

	RMS Remote Control	Infrared remote control for RMS series and RAVE
	RADAR RC	Infrared remote control for radar sensors

Release date: 2020-04-29 Date of issue: 2020-04-29 Filename: 260621_eng.pdf

Additional Information

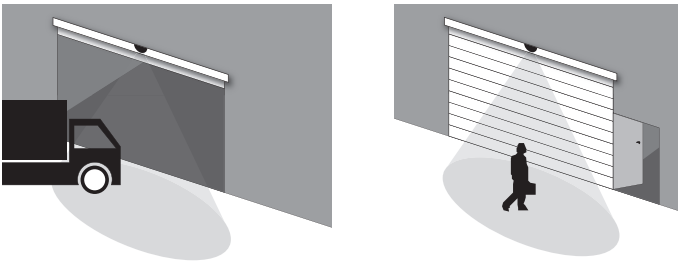
Application examples: Distinguishes between people and vehicles

Example 1: Vehicle recognition at a door

Door controller with one switch input.

Output function for vehicle-presence relay "Vehicle forward".

Vehicle approaches:	Vehicle-presence relay is activated. The door opens.
Person approaches:	Vehicle-presence relay is not activated. Door remains closed

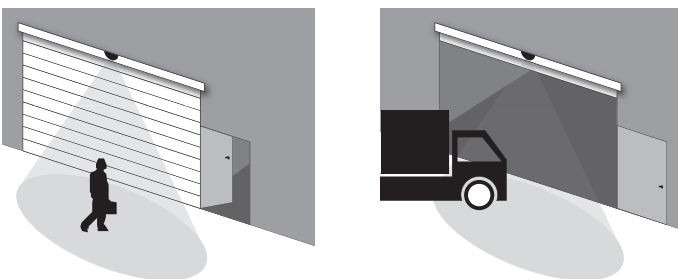


Example 2: Door with vehicle recognition and separate entrance for people

Door control with two switching inputs (vehicle-presence relay and human-presence relay).

Output function for vehicle-presence relay "Vehicle forward". Output function for human-presence relay "Person forward". Relay configuration as per factory settings.*

Person approaches:	Vehicle-presence relay is not activated. Door remains closed. Human-presence relay is activated. Entrance for people opens.
Vehicle approaches:	Vehicle-presence relay is activated. The door opens. Human-presence relay is not activated. Entrance for people remains closed.



Example 3: Door with vehicle recognition without separate entrance for people

Door control with two switching inputs (vehicle-presence relay and human-presence relay).

Output function for vehicle-presence relay "Vehicle forward". Output function for human-presence relay "Person forward". Relay configuration as per factory settings.*

Person approaches:	Vehicle-presence relay is not activated. No action. Human-presence relay is activated. The door opens half-way.
Vehicle approaches:	Vehicle-presence relay is activated. The door opens fully. Human-presence relay is not activated. No action.



*) Vehicles crossing the detection range of the sensor may cause the human-presence relay to be activated unexpectedly.

Accessories

Other suitable accessories can be found at www.pepperl-fuchs.com

Function Principle

Microwave sensors are microwave scanners that use the principle of the Doppler radar. The most important requirement for microwave detection is that the object to be detected is moving.

The microwave sensors emit microwaves of a defined frequency in order to detect people and large objects moving at speeds between 100 mm/sec. and 5 m/sec.

The microwaves emitted by the emitter are reflected back from the ground or other surfaces to the receiver. If there is no motion in the monitored zone, the emitted and reflected frequencies are identical. Nothing is detected. If people, animals or objects are moving in the monitored zone, the reflected frequency changes and therefore triggers a detection.

Based on the latest 24 GHz technology with integrated microprocessor control, these sensors provide a high degree of reliability even in difficult operating conditions. The 24 GHz frequency, known as the 'K-band,' is reserved by CETECOM for this application area worldwide.

The RAVE series of sensors are equipped with intelligent functions to enable them to be used in a wide variety of applications. The cross-traffic suppression system can be configured so that the door only opens when vehicles or people approach it, while passing pedestrians are ignored.

With direction detection, the opening impulse can be triggered based on the direction of motion. Depending on the setting, only movements towards or away from the sensor are detected.

Application

- Opening impulse sensor for industrial doors
- Motion sensor for people and objects