

XCSPA192

plastic safety switch XCSPA - 1 NC + 1 NO-
snap action- 1 entry tapped M16



Main

Range of product	Preventa Safety detection
Product or component type	Safety switch
Component name	XCSPA
Design	Compact
Material	Plastic
Head type	Key operated turret head
Contacts type and composition	1 NC + 1 NO
Contact operation	Snap action
Cable entry	1 entry tapped for M16 x 1.5
Cable outer diameter	7...10 mm
Electrical connection	Terminal, clamping capacity: 1 x 0.34...2 x 1.5 mm ²
Number of poles	2
Locking options description	Without locking of actuator

Complementary

Insulation	Double insulated
Positive opening	With NC contact
Mechanical durability	1000000 cycles
Positive opening minimum force	15 N
Minimum actuation speed	0.01 m/s
Maximum actuation speed	0.5 m/s
[Ie] rated operational current	3 A at 240 V, AC-15, A300 conforming to EN/IEC 60947-5-1 0.55 A at 125 V, DC-13, Q300 conforming to EN/IEC 60947-5-1 0.27 A at 250 V, DC-13, Q300 conforming to EN/IEC 60947-5-1
[Ithe] conventional enclosed thermal current	10 A
[Ui] rated insulation voltage	300 V conforming to UL 508 500 V conforming to EN/IEC 60947-1 300 V conforming to CSA C22.2 No 14
[Uimp] rated impulse withstand voltage	EN/IEC 60947-5-1 6 kV
Short-circuit protection	10 A cartridge fuse type gG (gl)
Actuator forcible withdrawal rtc	10 N
Maximum operating rate	10 cyc/mn for maximum durability
Safety level	Can reach category 4 with the appropriate monitoring system and correctly wired conforming to EN/ISO 13849-1 Can reach PL = e with the appropriate monitoring system and correctly wired conforming to EN/ISO 13849-1 Can reach SIL 3 with the appropriate monitoring system and correctly wired conforming to EN/IEC 61508
Safety reliability data	B10d = 5000000 value given for a life time of 20 years limited by mechanical or contact wear
Body material	PA (polyamide)
Head material	PA (polyamide)
Depth	30 mm
Height	94 mm
Width	30 mm
Net weight	0.11 kg

The information provided in this documentation contains general descriptions and/or technical characteristics of the performance of the products contained herein. This documentation is not intended as a substitute for and is not to be used for determining suitability or reliability of these products for specific user applications. It is the duty of any such user or integrator to perform the appropriate and complete risk analysis, evaluation and testing of the products with respect to the relevant specific application or use thereof. Neither Schneider Electric Industries SAS nor any of its affiliates or subsidiaries shall be responsible or liable for misuse of the information contained herein.






Environment

Standards	EN/IEC 60947-5-1 CSA C22.2 No 14 EN/IEC 60204-1 EN 1088/ISO 14119 EN/ISO 12100 UL 508
Product certifications	CSA UL
Protective treatment	TC
Ambient air temperature for operation	-25...70 °C
Ambient air temperature for storage	-40...70 °C
Vibration resistance	5 gn (f= 10...500 Hz) conforming to IEC 60068-2-6
Shock resistance	10 gn for 11 ms conforming to IEC 60068-2-27
Electrical shock protection class	Class II conforming to EN/IEC 61140
IP degree of protection	IP67 conforming to EN/IEC 60529 IP67 conforming to EN/IEC 60947-5-1

Packing Units

Unit Type of Package 1	PCE
Number of Units in Package 1	1
Package 1 Weight	112 g
Package 1 Height	3.2 cm
Package 1 width	10.4 cm
Package 1 Length	4.8 cm
Unit Type of Package 2	S01
Number of Units in Package 2	20
Package 2 Weight	2.471 kg
Package 2 Height	15 cm
Package 2 width	15 cm
Package 2 Length	40 cm

Offer Sustainability

Sustainable offer status	Green Premium product
REACH Regulation	 REACH Declaration
EU RoHS Directive	Pro-active compliance (Product out of EU RoHS legal scope)  EU RoHS Declaration
Mercury free	Yes
RoHS exemption information	 Yes
Environmental Disclosure	 Product Environmental Profile
Circularity Profile	 End of Life Information

Contractual warranty

Warranty	18 months
----------	-----------