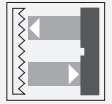




## Retroreflective sensor with polarization filter



ML100-54/95/102

- Miniature design
- Easy to use
- Very bright, highly visible light spot
- Full metal thread mounting
- Clearly visible LEDs for Power ON, switching state and weak signal indication
- Not sensitive to ambient light

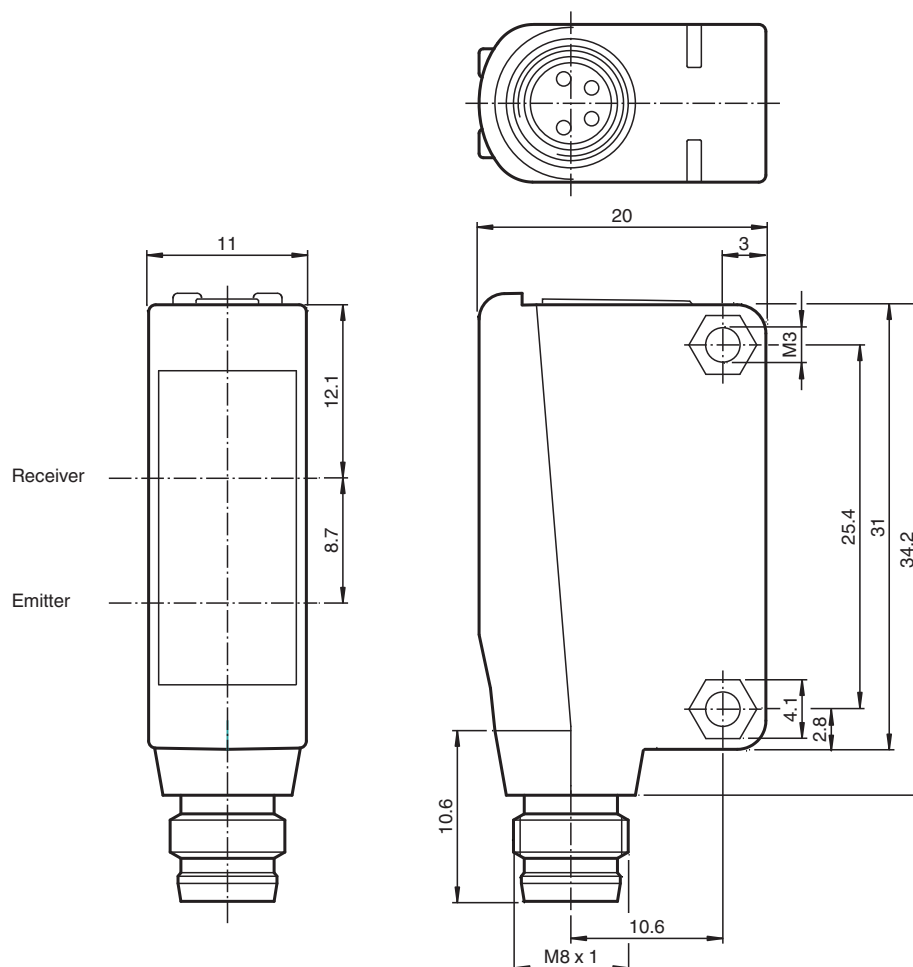
Retroreflective sensor with polarization filter, plastic housing, 5 m detection range, red light, sensitivity adjuster, light/dark on, DC version, NPN output, M8 plug



### Function

The ML100 series is characterized by its miniature housing with integral, all-metal threaded bushings. All versions are equipped with a visible red transmitter LED. This greatly simplifies installation and commissioning. The switching states are easily visible from all directions thanks to the highly visible LEDs.

### Dimensions



Release date: 2020-05-26 Date of issue: 2020-05-26 Filename: 815462\_eng.pdf

Refer to "General Notes Relating to Pepperl+Fuchs Product Information".

Pepperl+Fuchs Group  
www.pepperl-fuchs.com

USA: +1 330 486 0001  
fa-info@us.pepperl-fuchs.com

Germany: +49 621 776 1111  
fa-info@de.pepperl-fuchs.com

Singapore: +65 6779 9091  
fa-info@sg.pepperl-fuchs.com

**pepperl+fuchs**

## Technical Data

### General specifications

Effective detection range	0 ... 3.5 m
Reflector distance	0.01 ... 3.5 m
Threshold detection range	4.5 m
Reference target	H50 reflector
Light source	LED
Light type	modulated visible red light
Polarization filter	yes
Diameter of the light spot	approx. 350 mm at a distance of 4.5 m
Angle of divergence	approx. 4 °
Optical face	frontal
Ambient light limit	EN 60947-5-2:2007+A1:2012

### Functional safety related parameters

MTTF <sub>d</sub>	860 a
Mission Time (T <sub>M</sub> )	20 a
Diagnostic Coverage (DC)	0 %

### Indicators/operating means

Operation indicator	LED green: power on
Function indicator	LED yellow: lights up when receiving the light beam ; flashes when falling short of the stability control; OFF when light beam is interrupted
Control elements	sensitivity adjustment
Control elements	Light-on/dark-on changeover switch

### Electrical specifications

Operating voltage	U <sub>B</sub>	10 ... 30 V DC
Ripple		max. 10 %
No-load supply current	I <sub>0</sub>	< 20 mA

### Output

Switching type		The switching type of the sensor is adjustable. The default setting is: light on
Signal output		1 NPN output, short-circuit protected, reverse polarity protected, open collector
Switching voltage		max. 30 V DC
Switching current		max. 100 mA , resistive load
Voltage drop	U <sub>d</sub>	≤ 1.5 V DC
Switching frequency	f	1000 Hz
Response time		0.5 ms

### Conformity

Product standard	EN 60947-5-2
------------------	--------------

### Approvals and certificates

UL approval	cULus Listed, Class 2 Power Source or listed Power Supply with a limited voltage output with (maybe integrated) fuse (max. 3.3 A according UL248), Type 1 enclosure
CCC approval	CCC approval / marking not required for products rated ≤36 V

### Ambient conditions

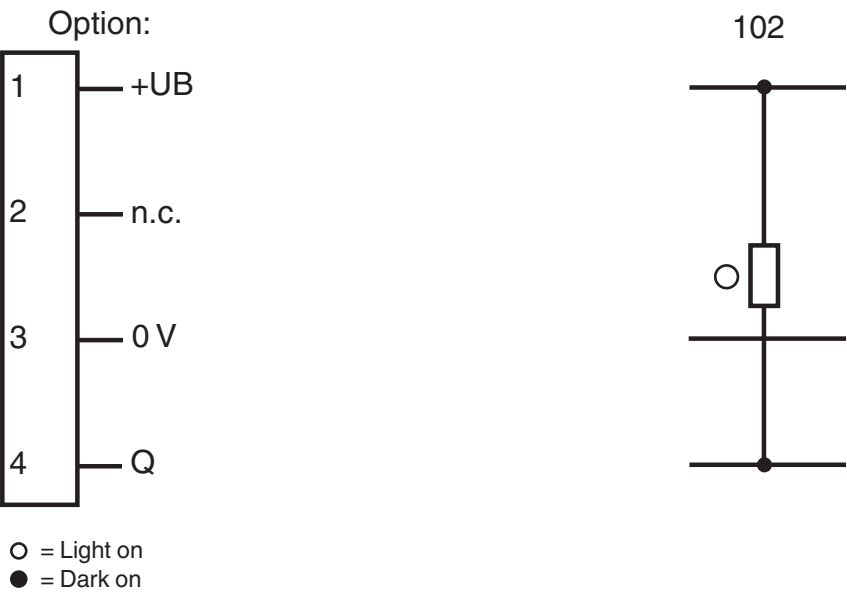
Ambient temperature	-30 ... 60 °C (-22 ... 140 °F)
Storage temperature	-40 ... 70 °C (-40 ... 158 °F)

### Mechanical specifications

Housing width	11 mm
Housing height	31 mm
Housing depth	20 mm
Degree of protection	IP67
Connection	Connector M8 x 1 , 4-pin
Material	
Housing	PC (Polycarbonate)
Optical face	PMMA
Mass	approx. 10 g
Tightening torque, fastening screws	0.6 Nm

Release date: 2020-05-26 Date of issue: 2020-05-26 Filename: 815462\_eng.pdf

Connection Assignment



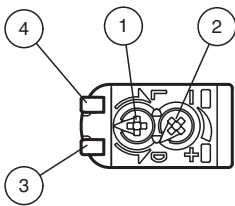
Connection Assignment



Wire colors in accordance with EN 60947-5-2

1	BN	(brown)
2	WH	(white)
3	BU	(blue)
4	BK	(black)

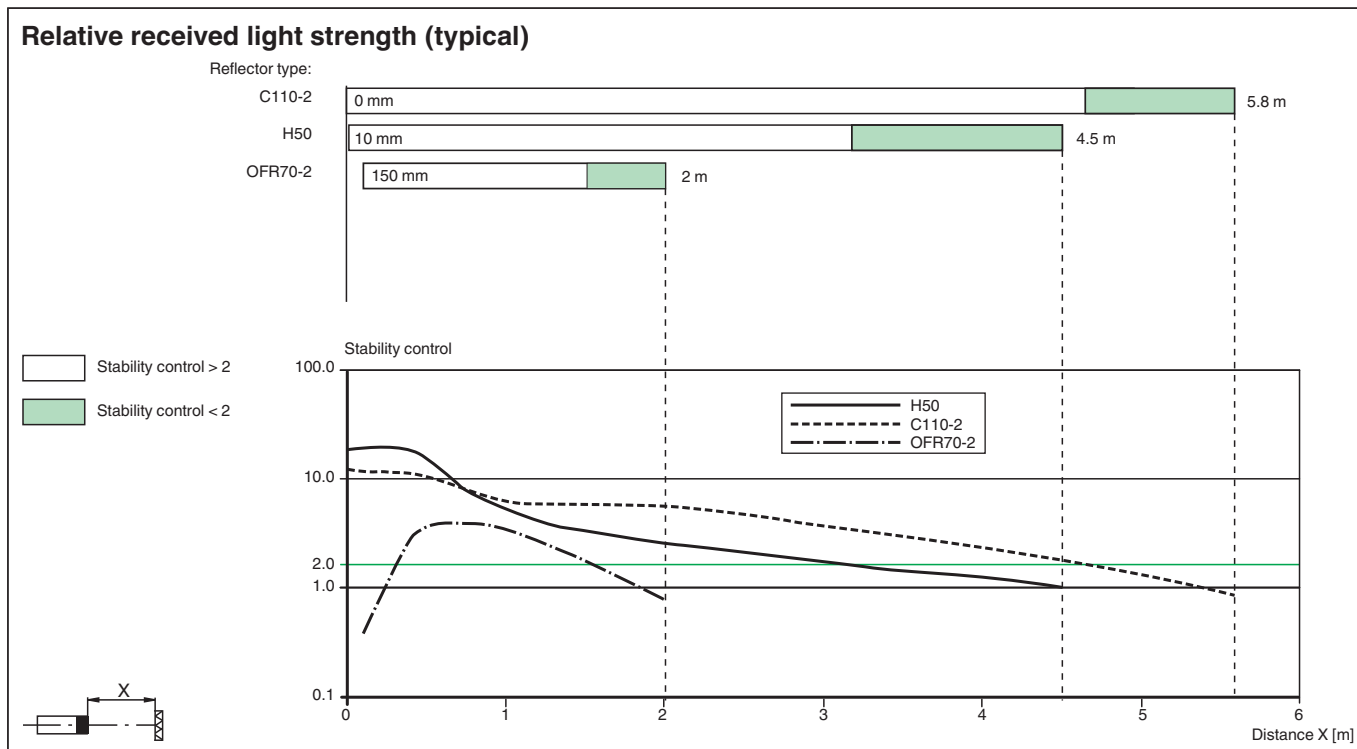
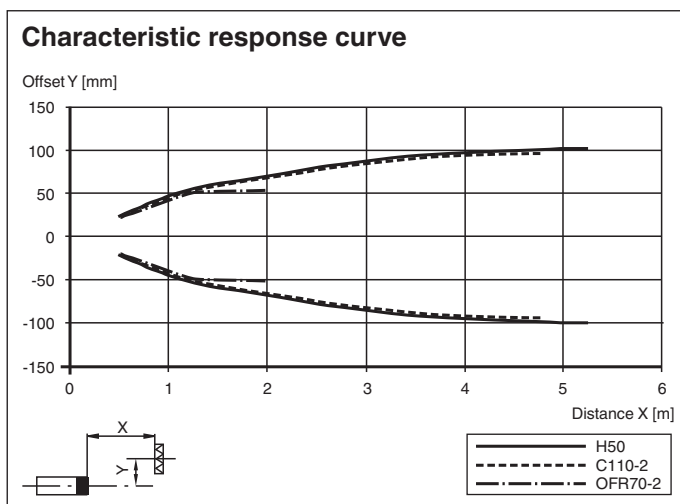
Assembly








1	Light-Dark-switching	
2	Sensitivity adjuster	
3	Signal display	yellow
4	Operating display	green

Release date: 2020-05-26 Date of issue: 2020-05-26 Filename: 815462\_eng.pdf












## Characteristic Curve



## Accessories

	<b>OMH-ML100-09</b>	Mounting aid for round steel $\varnothing$ 12 mm or sheet 1.5 mm ... 3 mm
	<b>OMH-F10-ML100</b>	Mounting aid for ML100 series
	<b>OMH-ML100-01</b>	Mounting aid for ML100 series, mounting bracket
	<b>OMH-ML100-03</b>	Mounting aid for round steel $\varnothing$ 12 mm or sheet 1.5 mm ... 3 mm
	<b>OMH-ML100-04</b>	Mounting aid for ML100 series, mounting bracket

## Accessories

	<b>OMH-ML100-05</b>	Mounting aid for ML100 series, mounting bracket
	<b>OMH-10</b>	Mounting aid
	<b>REF-H85-2</b>	Reflector, rectangular 84.5 mm x 84.5 mm, mounting holes
	<b>REF-C110-2</b>	Reflector, round ø 84 mm, central mounting hole
	<b>REF-H60-2</b>	Reflector with mounting holes
	<b>REF-H50</b>	Reflector, rectangular 51 mm x 61 mm, mounting holes, fixing strap
	<b>REF-H33</b>	Reflector with screw fixing
	<b>OFR-70-2</b>	Reflective tape 70 mm x 70 mm
	<b>REF-MH23-2</b>	Reflector with Micro-structure, rectangular 23 mm x 14 mm, diagonal mounting hole
	<b>V31-WM-2M-PUR</b>	Female cordset single-ended, M8, 4-pin, PUR cable
	<b>V31-GM-2M-PUR</b>	Female cordset single-ended, M8, 4-pin, PUR cable

## Accessories

Other suitable accessories can be found at [www.pepperl-fuchs.com](http://www.pepperl-fuchs.com)

Release date: 2020-05-26 Date of issue: 2020-05-26 Filename: 815462\_eng.pdf

Refer to "General Notes Relating to Pepperl+Fuchs Product Information".

Pepperl+Fuchs Group  
[www.pepperl-fuchs.com](http://www.pepperl-fuchs.com)

USA: +1 330 486 0001  
[fa-info@us.pepperl-fuchs.com](mailto:fa-info@us.pepperl-fuchs.com)

Germany: +49 621 776 1111  
[fa-info@de.pepperl-fuchs.com](mailto:fa-info@de.pepperl-fuchs.com)

Singapore: +65 6779 9091  
[fa-info@sg.pepperl-fuchs.com](mailto:fa-info@sg.pepperl-fuchs.com)

 **PEPPERL+FUCHS**