

# XCSE83117

metal safety switch XCSE - 3 NC - slow break -  
2 entries tapped Pg 13 - 24 V



## Main

Range of product	Preventa Safety detection
Product or component type	Safety switch
Component name	XCSE
Design	Rectangular
Material	Metal
Head type	Key operated turret head
Contacts type and composition	3 NC
Contact operation	Slow-break, simultaneous
Solenoid contacts type and composition	2 NC (slow-break, simultaneous)
Cable entry	2 entries tapped for Pg 13.5
Electromagnet interlocking	Locking on de-energisation and unlocking on energisation of solenoid
[Us]&nbsp;solenoid&nbsp;rate&nbsp;of&nbsp;supply voltage	24 V AC/DC
Cable outer diameter	9...12 mm
Electrical connection	Terminal, clamping capacity: 1 x 0.5...2 x 1.5 mm <sup>2</sup> with or without cable end
Number of poles	3
Locking options description	With interlocking, locking by solenoid
Local signalling	1 LED (green) for guard closed and locked
Signalling circuit voltage	24/48 V (voltage limits: 20...52 V)

## Complementary

Positive opening	With NC contact
Supply voltage type	AC/DC
Supply frequency	50/60 Hz
Load factor	1
Power consumption in VA	10 VA inrush 10 VA sealed
Signalling circuit type	AC/DC
Signalling circuit consumption	7 mA
Mechanical durability	1000000 cycles
Minimum actuation speed	0.01 m/s
Maximum actuation speed	0.5 m/s
[Ie] rated operational current	0.55 A at 125 V, DC-13, Q300 conforming to EN/IEC 60947-5-1 0.27 A at 250 V, DC-13, Q300 conforming to EN/IEC 60947-5-1 3 A at 120 V, AC-15, B300 conforming to EN/IEC 60947-5-1 1.5 A at 240 V, AC-15, B300 conforming to EN/IEC 60947-5-1
[Ithe] conventional enclosed thermal current	6 A
[Ui] rated insulation voltage	50 V conforming to EN/IEC 60947-1 for signalling circuit
[Uimp] rated impulse withstand voltage	EN/IEC 60947-5-1 6 kV
Protection type	Overvoltage protection for signalling circuit
Short-circuit protection	10 A cartridge fuse type gG (gl)
Actuator forcible withdrawal rtc	2000 N
Minimum actuator force for extraction	20 N
Maximum operating rate	10 cyc/mn for maximum durability

Safety level	Can reach category 4 with the appropriate monitoring system and correctly wired conforming to EN/ISO 13849-1 Can reach PL = e with the appropriate monitoring system and correctly wired conforming to EN/ISO 13849-1 Can reach SIL 3 with the appropriate monitoring system and correctly wired conforming to EN/IEC 61508
Safety reliability data	B10d = 5000000 value given for a life time of 20 years limited by mechanical or contact wear
Body material	Zamak
Head material	Zamak
Depth	44 mm
Height	146 mm
Width	98 mm
Net weight	1.14 kg




## Environment

Standards	CSA C22.2 No 14 UL 508 EN/IEC 60947-5-1 EN 1088/ISO 14119 EN/IEC 60204-1 EN/ISO 12100
Product certifications	CSA UL
Protective treatment	TC
Ambient air temperature for operation	-25...40 °C
Ambient air temperature for storage	-40...70 °C
Vibration resistance	5 gn (f= 10...500 Hz) conforming to IEC 60068-2-6
Shock resistance	10 gn for 11 ms conforming to IEC 60068-2-27
Electrical shock protection class	Class I conforming to EN/IEC 61140
IP degree of protection	IP67 conforming to EN/IEC 60529 and EN/IEC 60947-5-1

## Packing Units

Unit Type of Package 1	PCE
Number of Units in Package 1	1
Package 1 Weight	1.282 kg
Package 1 Height	5.5 cm
Package 1 width	11.2 cm
Package 1 Length	15.2 cm
Unit Type of Package 2	S02
Number of Units in Package 2	4
Package 2 Weight	5.477 kg
Package 2 Height	15 cm
Package 2 width	30 cm
Package 2 Length	40 cm

## Offer Sustainability

REACH Regulation	 <a href="#">REACH Declaration</a>
EU RoHS Directive	Not applicable, out of EU RoHS legal scope
Environmental Disclosure	 <a href="#">Product Environmental Profile</a>
Circularity Profile	 <a href="#">End of Life Information</a>

## Contractual warranty

Warranty	18 months
----------	-----------