

XUM5APSBM8

PHOTOELECTRIC SENSOR MINIATURE DIFFUSE SN 700MM PNP CONNECTOR M8



Main

Range of product	OsiSense XU
Series name	General purpose single mode
Electronic sensor type	Photo-electric sensor
Sensor name	XUM
Sensor design	Miniature
Detection system	Diffuse
Material	Plastic
Type of output signal	Discrete
Supply circuit type	DC
Wiring technique	3-wire
Discrete output type	PNP
Discrete output function	1 NO or 1 NC programmable
Electrical connection	Male connector M8, 4 pins
Emission	Infrared diffuse
[Sn] nominal sensing distance	0.7 m

Complementary

Enclosure material	PBT
Lens material	PMMA
Output type	Solid state
Status LED	Stability: 1 LED (green) Output state: 1 LED (yellow)
[Us] rated supply voltage	12...24 V DC with reverse polarity protection
Supply voltage limits	10...30 V DC
Switching capacity in mA	<= 100 mA with short-circuit protection
Switching frequency	<= 500 Hz
Maximum voltage drop	<2 V
Current consumption	30 mA no-load
Maximum delay first up	300 ms
Maximum delay response	1 ms
Setting-up	Sensitivity by potentiometer
Depth	19.5 mm
Height	31.5 mm
Width	10.8 mm
Net weight	0.010 kg

Environment

Product certifications	UL CE
Ambient air temperature for operation	-25...55 °C
Ambient air temperature for storage	-40...70 °C
Vibration resistance	+/-0.5 mm (f = 10...55 Hz) for every axis conforming to IEC 60068-2-6
Shock resistance	30 gn for for every axis conforming to IEC 60068-2-27
IP degree of protection	IP67 conforming to IEC 60529 IP54 conforming to IEC 60529

Packing Units

Unit Type of Package 1	PCE
Number of Units in Package 1	1
Package 1 Weight	10 g
Package 1 Height	1.1 cm
Package 1 width	3.5 cm
Package 1 Length	2 cm

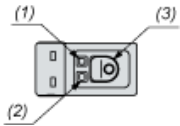
Offer Sustainability

REACH Regulation	REACH Declaration
EU RoHS Directive	Compliant EU RoHS Declaration
Mercury free	Yes
RoHS exemption information	Yes

Dimensions

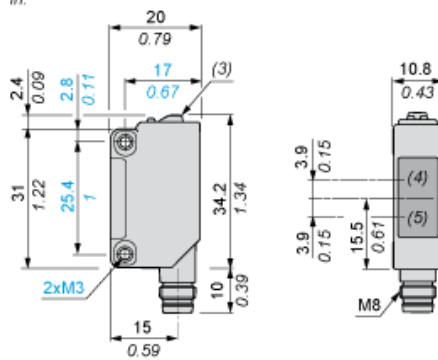
Connector Version

Description



Dimensions

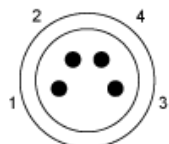
mm
in.



- (1) Output indicator (orange)
- (2) Stability indicator (green)
- (3) Setting pushbutton
- (4) Reception
- (5) Transmission

Connections and Schema

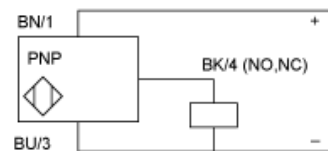
M8 Connector



- 3 : (-)
- 1 : (+)
- 4 : OUT/Output

Connections and Schema

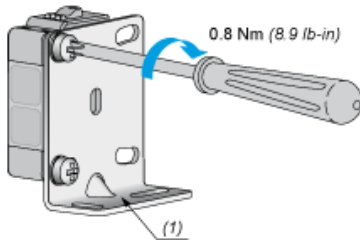
PNP



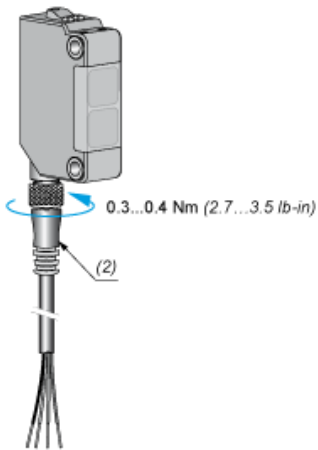
- BN : Brown
- BU : Blue
- BK : Black

Mounting and Clearance

Tightening Torques



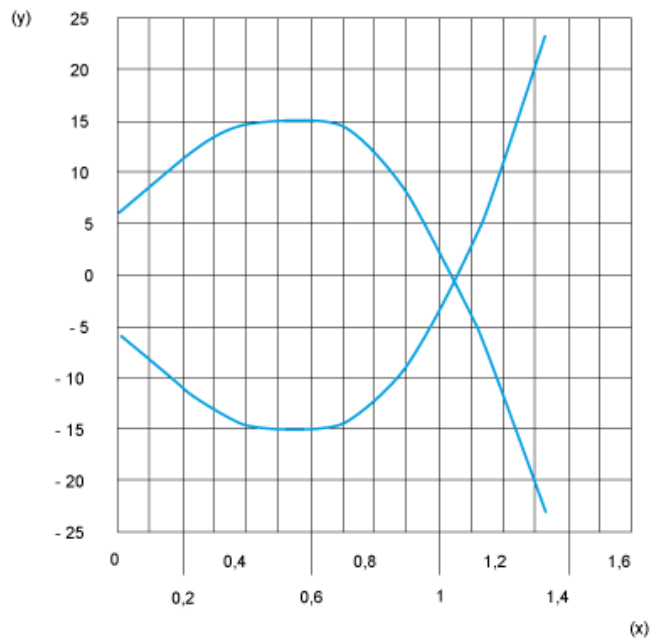
(1) Base mounting fixing bracket



(2) Pre-wired M8 connector

Performance Curves

Diffuse System



(y) Detection area in mm
(x) Distance in m