



Model Number

GL80-RT/32/40a/98a

Photoelectric slot sensor
with 3-pin, M8 x 1 connector

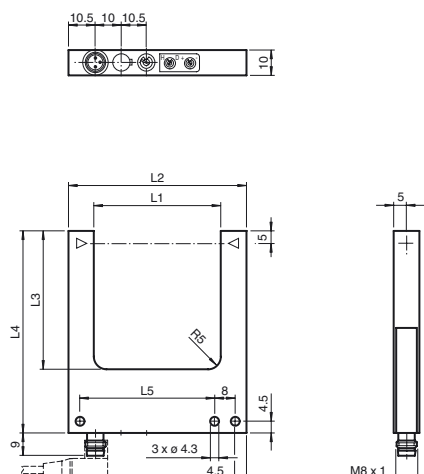
Features

- Optimized for the detection of small parts
- High switching frequency
- Multiple device installation possible, no mutual interference (no cross-talk)
- Sensitivity adjuster and light/dark switch as standard features of this series
- Visible red light
- Degree of protection IP67
- cULus approval
- Diecast zinc housing, powder coated

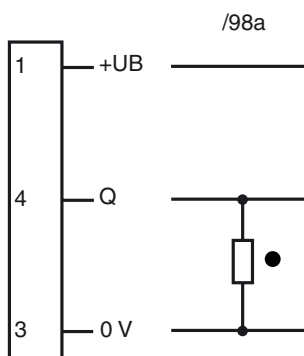
Product information

Photoelectric slot sensors offer vast installation benefits thanks to their housing design. When it comes to operation, these new generation devices boast features such as high resolution, high repeatability, automatic signal threshold adjustment, ambient light resistance, and detection of and/or light transmission through transparent objects. Cross-talk protection enables parallel installation of devices despite extremely high switching frequency. These characteristics guarantee reliable detection of small parts, from 0.3 mm, across the entire detection range, even in very fast moving applications.

Dimensions




Electrical connection

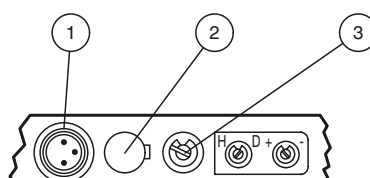


○ = Light on
● = Dark on

Pinout



Indicators/operating means



| | | |
|---|----------------------|-----|
| 1 | Functional display | red |
| 2 | Light-/dark switch | |
| 3 | Sensitivity adjuster | |



Technical data

General specifications

| | |
|---------------------|-----------------------------|
| Light source | LED |
| Light type | modulated visible red light |
| Tests | EN 60947-5-2 |
| Target size | 0.3 mm |
| Slot width | 80 mm |
| Slot depth | 55 mm |
| Ambient light limit | 100000 Lux |

Functional safety related parameters

| | |
|--------------------------------|--------|
| MTTF _d | 1290 a |
| Mission Time (T _M) | 20 a |
| Diagnostic Coverage (DC) | 0 % |

Indicators/operating means

| | |
|--------------------|---|
| Function indicator | LED red in connector |
| Control elements | Sensitivity adjuster, light/dark switch |

Electrical specifications

| | | |
|------------------------|----------------|-------------------------|
| Operating voltage | U _B | 10 ... 30 V DC, class 2 |
| Ripple | | 10 % |
| No-load supply current | I ₀ | ≤ 15 mA |

Output

| | | |
|---------------------|--|-------|
| Switching type | light/dark on | |
| Signal output | 1 PNP, short-circuit protected, open collector | |
| Switching voltage | max. 30 V DC | |
| Switching current | max. 100 mA | |
| Repeat accuracy | 0.05 mm | |
| Switching frequency | f | 3 kHz |
| Response time | ≤ 160 μs | |

Conformity

| | |
|------------------|--------------|
| Product standard | EN 60947-5-2 |
|------------------|--------------|

Ambient conditions

| | |
|---------------------|-------------------------------|
| Ambient temperature | -20 ... 60 °C (-4 ... 140 °F) |
| Storage temperature | -20 ... 75 °C (-4 ... 167 °F) |

Mechanical specifications

| | |
|----------------------|----------------------------|
| Degree of protection | IP67 |
| Connection | M8 connector, 3-pin |
| Material | |
| Housing | powder coated diecast zinc |
| Optical face | glass |
| Mass | 125 g |

Approvals and certificates

| | |
|---------------|--|
| CE conformity | CE |
| UL approval | cULus |
| CCC approval | CCC approval / marking not required for products rated ≤36 V |

Operating principle

Photoelectric slot sensors are photoelectric sensors that operate according to the thru-beam sensor principle. The transmitter sends signals directly to the receiver. If an object breaks the light beam, the switching element function is triggered. The special U-shaped design means the transmitter and receiver can be accommodated in one housing, which ensures high resistance to vibrations. In contrast to standard thru-beam sensors, photoelectric slot sensors have the added advantage of not requiring complex electrical installation, as only one device needs to be connected. Also, adjustment of the optical axes is not necessary.

Accessories

V3-WM-2M-PUR

Female cordset single-ended, M8, 3-pin, PUR cable

Other suitable accessories can be found at www.pepperl-fuchs.com